



CIVIL SOCIETY FUND



REACH THE CHILDREN, UGANDA

Project Title: STAY ALIVE "BEERA MULAMU":- A life skill enhancement HIV/AIDS Prevention education program for in and out of school youth involving teachers and their surrounding communities.

CSF Grant Number: CSF/011/2008



HIV SEMI-ANNUAL REPORT

Reporting Period: October 2011 to March 2012.

Prepared By:	Reviewed and Approved by:
Name: Kakyama Madinah	Name: Resty Nakiyimba
Title: Program Manager	Title: Project Officer
Phone: 077-2-504058	Phone: 077-2-437388
Email: kakyama@yahoo.com	Email: nares2025 @ yahoo.co.uk
Signature	Signature
Date the Report was prepared:	Date the Report was submitted:

PROGRAMME BACKGROUND DATA

Programme Thematic Area(s) e.g HIV Prevention, HIV Care and Treatment, Networks

- HIV PREVENTION

Sub- Themes: eg BCC programming, Condom distribution, HCT, PMTCT etc

- BCC Programming
- Condom distribution
- Mobilize for HCT

Type of CSO as indicated in the approved proposal:

- a. Lead agency ☐
- b. CSO in multi districts ☒
- c. CSO in one district ☐

Project Beneficiaries:

Target group	Denominators*			Project Targets		
	Females	Males	Total	Females	Males	Total
1. 10-14 Years				20,000	12,000	32,000
2. 15-25 Years				4,000	4,000	8,000
3. +25 Years				12,000	12,000	24,000
4. Service Providers				50	50	100

*Denominator refers to the total number of the targeted category of population in the area of operation as stated in the proposal

Brief Analysis of Achievements:

Target Group	Project Targets	Previous quarter Achievement	Reporting quarter Achievement	Cumulative including this Qtr
1. 10-14 Years	32,000	1421	12,338	13,759
2. 15-25 Years	8,000	336	3000	3,336
3. +25 Years	24,000	313	6,024	6,337
4. Service Providers	100	107	0	107

District(s) and sub-counties of operation:

No.	District	Sub-county (s)
1:	Mukono	Ntenjeru, Kyampisi, Nabbale, Nagojje
2:	Buikwe	Kawolo, Ngogwe, Nkokonjeru
3:	Buvuma	Nairambi

- Total cost of the project as per contract **292,864,000** UG. USH
- Amount received this semi-annual year: **129,738, 250** UG. USH
- Cumulative Amount Received under this contract: **230,929,500** UG.USH
- Funds utilized to date as per submitted bank statements: **179,847,091** UG. USH

1: TABLE OF CONTENTS

- **THIS CHILD NEEDED SUPER HEROES. SUPER HEROES LIKE THE CIVIL SOCIETY FUND, REACH THE CHILDREN, UGANDA AND YOU!**

• Programme Background Data-----	2
• Table of contents-----	3
• Map-----	4
• Acronyms-----	5
• Executive Summary-----	6
• Project Description-----	7
• Results-----	9
Teacher to Teacher sessions-----	9
HIV/AIDS Education in schools-----	9
HIV/AIDS Prevention for out of school children-----	11
Sensitization for persons aged 25 years-----	11
HIV/AIDS Education for persons through BCC interventions ----	12
Routine Technical Support Supervision -----	12
Monitoring and Evaluations-----	14
• Advocacy efforts -----	14
• Capacity Building efforts-----	14
• Reach The Children's benefits from implementing this project-----	15
• Overall achievements for the Quarter-----	15
• Partnerships-----	17
• Co-ordination-----	17
• Data Utilization-----	18
• Gender related Data-----	18
• Lessons and best practices-----	18
• Ways of minimizing double counting-----	19
• Specific achievements-----	20
• Referrals and Linkages-----	50
• Number of people referred for other services-----	51
• IEC Materials distributed-----	51
• Condom dispensed by Location-----	51
• Any other challenges and strategies used to address them-----	53
• Recommendations-----	53
• Sustainability-----	54
• Work-plan for April-June 2012-----	55
• Children Speak-----	57

Annex: Success story: TITIE KETRA!

.

2: MAPS

- Country map – highlighting districts/ regions specific to project supported by CSF funding



3: Acronyms

PIASCY: Presidential Initiative for AIDS, school and Youth program.

AIC: AIDS information centre

UAC: Uganda AIDS Commission

HIV: Human Immune- Virus Syndrome

AIDS: Acquired Immuno-Deficiency Syndrome

CSF: Civil Society Fund

TMA: Technical Management Agency

FMA: Financial Management Agency

MEA: Monitoring and Evaluation Management Agency

VCT: Voluntary Counseling and Testing

PMTCT: Prevention of Mother to Child Transmission

PTA: Parent Teachers Association

NGOs: Non-Government Organizations

STD/ I s: Sexually Transmitted Diseases/ Infections

U.P.E.: Universal Primary Education.

RTC: Reach The Children, Uganda

TB: Stay Alive Torch Bearer- Community Resource Person responsible for In-school children.

D.D.H.S: Deputy Director Health Services

D.E.O: District Education Officer

PH: Parent Head-Community Resource Person –responsible for Out of school children

V.H.T: Village Health Teams

4. EXECUTIVE SUMMARY

In April 2008 Reach the Children; Uganda received funding from the **Civil Society Fund** for an HIV/AIDS prevention project code named “Stay Alive – Beera Mulamu” in response to the Uganda AIDS Commission Civil Society Fund; Request for Applications (RFA) # **001: HIV Prevention**. The project, **CSFC/011/2008** was then awarded a two year cost extension-2010-2012- to strengthen its earlier interventions and also fill the gaps identified in the first two years of implementation.

Through its three –pronged educational effort, involving Male and Female parents, teachers and the Male and Female children aged 10-15 years, Reach The Children, Uganda teaches truths and value based life skills which aim at equipping male and female children and their Male and Female parents/guardians with consequential thinking skills to protect themselves from HIV/AIDS. This particular project employs comprehensive integrated methodology combining the strength of participatory learning about HIV/AIDS with face to face interactions, community empowerment, role model approach and behavioral change communications.

Life skills to Male and Female children in and out of school are imparted using the Stay Alive Teachers’ manual developed by Wendy Sheffield of United Families International. The lessons focus on life skill development with regard to relationships, communication, integrity and responsibility, and combine it with innovative approaches to Male and Female parents/guardian sessions that enhance community own HIV/AIDS awareness efforts and strengthen parental support mechanisms in HIV/AIDS prevention. Efforts are made to increase Male and Female parent/ guardian knowledge and understanding of prevention of HIV/AIDS using the Ministry of Health Peer Educator Manual. Effective parenting is enhanced through Drama, Film shows and community dialogues to form a strong platform for both Male and Female Parent-Child discussions on sexuality. This project is based on the premise that shaping the skills, knowledge and attitudes of participating male and female children, teachers and parents will help them find suitable homegrown solutions to problems causing and caused by HIV/AIDS.

This Semi-annual year, Reach The Children, Uganda continued to critically address underlying factors that constrain HIV prevention at individual level. We endeavored to address harmful socio-cultural and gender norms, inequitable access to services, gender-based violence, stigma and discrimination. Our Community Resource persons continued to deliver designed their packages that included SMC, HCT, ART and condom promotion. Other complimentary services were IEC/BCC, STI treatment, medical infection control and HIV prevention with positives.

Reach The Children, Uganda HIV/AIDS prevention approach is continuously informed in a robust and continuous manner by a sound analysis of what drives the epidemic within specific contexts, and evolving epidemic patterns (“know your epidemic”) as well as the focus and scope of HIV prevention efforts (“know your response”), and evolving scientific evidence of various interventions. A lot of our work is informed by the communities we serve and their resultant solutions to the home grown problems with particular community segments. These segmentation approaches have seen us improve our service delivery to align individual, community and segments appropriate responses in HIV/AIDS prevention, care and Treatment.

The summary of our achievements this quarter are here below in the table:-

No	Activity	No. of bodies/ parishes represented	Age category 10-14 years		Age category 15-24 years		Age category Above 25 years		Totals
			Female	Male	Female	Male	Female	Male	
1	Face to Face interactions in communities using Peer Educators Ministry OF Health Manual	40	151	212	564	894	2183	2077	6081
2	Face to Face interactions in communities using Peer Educators Ministry OF Health Manual for Marps	5	10	10	144	120	277	252	813
3	Teacher to Teacher sessions	2	0	0	7	1	16	20	44
4	Face to Face interactions in schools-using Stay Alive Training Manual	158	5547	4555	210	220	0	0	10532
5	Face to Face interactions in general community -using Stay Alive Training Manual	24	473	472	91	142	8	1	1187
6	Out of school children Face to Face interactions using Peer Educators Ministry of Health Manual	7	113	91	0	23	7	19	253
7	Parent Child session -Question-answer sessions	20	156	149	83	133	193	176	890
8	Home Visits	8	3	6	13	6	46	27	101
9	Drama group General Population	3	85	54	2	0	0	0	141
10	Drama sessions-Marps	2	52	26	10	9	34	32	163
11	Commercial Sex Workers	1	0	0	2	0		0	2
12	HCT-Mainland	5	51	32	42	38	106	94	363
13	HCT- Island	7	47	43	166	82	318	311	967
14	PHA	1	0	0	0	0	2	3	5
			6688	5650	1334	1668	3190	3012	21,542

5. PROJECT DESCRIPTION

YEAR: JANUARY 2011- JUNE 2012: The goal of the second year of funding extension project is to reduce the HIV/AIDS prevalence in Mukono, Buikwe and Buvuma districts from the 6.5% to 5% at the end of the year 2012.				
Objective 1: To strengthen support networks for HIV/AIDS prevention among in and out of school children aged 10-14 years in 8 sub counties of Mukono, Buikwe and Buvuma Districts by the end of year 2012.				
Activity	Strategies	Partners	Planned	Project context
Activity 1.1 3-Days T.OT Torch Bearers and Parent Heads	Training of Torch Bearers and Parent Heads was done in last quarter and have now aggressively taken on the trainings in their own communities.	Community Opinion Leaders Local Leaders Community Functional Literacy groups Religious Leaders	0	This has enabled us to increase on the number of people reached at community level. Services such as condom distribution and referral mechanisms have also been brought closer to the communities.
Activity 1.2 Teacher to Teacher sessions	Motivate Teachers to fully support the Life skill program and how they can best assist their students in learning the program.	School Parent-Teacher associations, Community Resource persons, and District Education co-ordination bodies.	5,160,000/=	Our aim is to unfold Teachers in living the situations these children are living in- while supporting School HIV/AIDS prevention, Care and support interventions for teachers.
Activity 1.3 HIV/AIDS Education in participating schools.	Use Community Resource persons- Stay Alive Torch Bearers- to support School Stay Alive Co-ordinators in actually conducting the life skills lessons to the children.	Stay Alive torch Bearers Education Centre Co-ordinating Tutors School Stay Alive co-ordinators	18,090,000/=	We endeavor to bring prevention, care and support at a family / community level so that prevention measures become part of the individual families' everyday life. Allowances are given monthly to each TB who teaches the children in the school setting hand in hand with the School Stay Alive co-ordinators.
Activity 1.4 IEC materials for in-school Youth.	We are re-focusing targeting government schools to private schools as guidance received from Technical Support supervision.	District HIV/AIDS Education Focal persons, School Stay Alive co-ordinators Head-Teachers Chair-person PTA	200,000/=	PIASCY-a government aided HIV/AIDS prevention program is running in all government schools. Stay Alive supports these interventions. But Private schools to date have no HIV/AIDS education program running within them. Stay Alive training Manuals and brochures made in the previous quarter and distributed to participating schools.
Activity 1.5 HIV/AIDS Education for out of school youth aged 10-14 years.	Use Community Resource persons- Parent Heads -to actually conducting the life skills lessons to these children.	Parish Officials, Parent Heads, Local Council Leaders	7,510,000/=	Increase project target area to communities and directly focus on those children who are not in school. Parent Heads given monthly allowances for training general populations and children out of school.
Activity 1.6 IEC materials for Out of - school Youth.	Use of games (Football/ Netball) and story- telling sessions to mobilize children out of school.	Community Opinion Leaders, C.D.O.	2,000,000/=	Use of balls as mobilization has helped TB and PH in bringing together out of school boys and girls children for sensitization on HIV/AIDS prevention.
Activity 1.7 Sensitization of persons aged 25+ on HIV/AIDS prevention messages	Integrate SRH into our prevention measures, facilitate condom distribution and Moon-light HCT measures	Community Opinion Leaders, Political Leader, Village Health Teams, Sub-health centres	2,753,000/=	Special focus on Casual sexual workers and Fishermen. Bring HCT AND Condoms near to the target populations. Designated persons at community segmentation level used to facilitate sensitization.
Activity 1.8 Sensitization of persons aged 25+ on HIV/AIDS prevention messages using BCC	Work through existing community and school Drama groups	Community Drama groups, School Stay Alive Clubs, Child Protection committees	4,635,000/=	Promote communities sustainable Peer to Peer learning. Drama groups trained and now Drama used to deliver HIV/AIDS prevention messages.
Activity 2.1 Strategic Planning Meetings	Co-ordinated planning with districts and sub-counties.	D.E.O, D.H.O, DOVV, SOVCC, NAADS, CDD	1,670,000/=	Increase functional partnerships with all stakeholders. Meetings held in previous quarter to guide implementation.
Activity 2.2 Capacity Building workshop for staff and key community resource persons	Key updates on trends and prevention efforts of HIV/AIDS. Unroll New HIV/AIDS Strategic Plan and Policy	FMW, TMA, MEA, District Health and Education departments, Facilitators	0/=	Integrate Sexual Reproductive health in our programs. Capacity building sessions done in the previous quarter and now RTC
Activity 2.3 Linkages to HCT and adolescent friendly services	Moonlight HCT, Support Health centre 3 community out-reaches.	FMW, TMA, MEA, District Health and Education departments, Facilitators	3,930,000/=	Bringing HIV-Testing and counselling closer to the communities thereby increasing appropriate responses to HIV/AIDS prevention efforts and effective Net-work referrals.
Activity 2.4 Partnership review meetings	Co-ordinated planning with districts and sub-counties.	D.E.O, D.H.O, DOVV, SOVCC, NAADS, CDD, NGO, CBOs'	1,500,000/=	Increase functional partnerships with all stakeholders to facilitate co-ordinated referrals and networks.

Activity 2.5 Referral	Tap into available government free facilities.	Health centres, Hospitals, Schools, NGO, CBO	2,400,000/=	Increase opportunities of accessing comprehensive packages to our beneficiaries through provision of transport, medical sharing and
Activity 2.6 Routine Technical Support	Mentor-ship program for Torch Bearers and Parent Heads	C.C.T, RTC technical staff, C.D.O,	3,030,000/=	Routine visits to help build technical capacity of our community resource persons in training, documentation and service delivery.
Activity 2.7 M \$ EI	Monthly monitoring visits	M\$E, Project Officers, volunteers	10,485,000/=	Ensure technical adherence to implementation and approved activities, spot check on data and ensure smooth running of approved budgets.
Activity 3.0 Program Management			36,063,000/=	Salaries, Stationary, Telephone , Administrative transport
Totals			99,426,000/=	

RESULTS:

Under objective 1, we aimed at strengthening HIV/AIDS net-works for in-and out of male and female school children in 8 sub-counties of Buvuma, Buikwe and Mukono district. Here we have been able to achieve through the following activities as below:-

a) Teacher to Teacher sessions:

These sessions help Male and Female Teachers to become sensitive and coordinate fellow educators, parents and opinion leaders to play their role in promoting the life skill developmental skill and HIV prevention efforts of the male and female children.

This Semi-annual year:-

- 1) We empowered Teacher-Community activities that saw Male and female school teachers and children into participate in the Districts' World's AIDS day celebrations. In Mukono district, the celebrations were on Koome Island. Reach The Children was not represented because of high water transport costs. In Buikwe district, RTC was represented by Sagazi primary school and Kibirige Memorial primary school from Kawolo and Ngogwe sub-counties respectively at Njeru. We also participated in HCT activities. In Buvuma district, RTC was represented by the Program Manager and the theme of the day was *"Getting to Zero—Zero AIDS related deaths, Zero New Infections and Zero Stigma and discrimination"* Kembo Drama group represented us and all participants had an opportunity to increased net-works, partnership and agreed co-ordinated referrals.
- 2) We were also able to reach 21 male teachers and 23 Female teachers through Teacher to Teacher dialogues. This gave teachers a mastery over the up-coming HIV/AIDS prevention care and treatment strategies especially the Medical Male circumcision and HIV/AIDS combination model.

As a result the teachers have been able to integrate Safe Male Circumcision as topics covered in the already existing PIASCY and Stay Alive life skill lessons in schools.

b) HIV/AIDS and Life Skill Education in participating schools

This semi-annual year we have realized a remarkable increase in number of male and female children reached with the Life skill education program both in school and community settings. As shown in table below, 158 schools out of the targeted 175 schools (90.2%) are actively participating in the Stay Alive education program but are recording more lessons in community settings that had not been targeted. This is giving underprivileged male and female children more chances of getting HIV/AIDS information and learning life skills to protect themselves from HIV/AIDS.

We continue to use Reach The Children Life Skill manual written by Wendy Sheffield is during these trainings. (www.stayalive.org), and strictly advocate for abstinence, total fidelity in future marriages and happy future families.

A TABLE SHOWING SUMMARY OF ACHIEVED RESULTS IN THE LIFE SKILL LESSONS

		10-14 years		15-24 Years		25 + Years		
	No. Participating schools/ Parishes	Male	Female	Male	Female	Male	Female	Total
Life skill in school settings	158	4,555	5,547	220	210	-	-	10,532
Life skill in communities	24	472	473	142	91	1	8	1187
Total Male and female children reached		5,027	6,020	362	301	1	8	11,719

We are empowered by the children's pledges and testimonies after each lesson—as below from Laban Muwanguzi, Lugazi Community Primary school, p.6—“these days I can make good decision because of your teaching,” and Natukunda Joan , “I will maintain my dream of having a bright future.”. Detailed testimonies of the same have been attached as annex 1and 2 respectively.

Below are more of the pledges made by the children.

What are some smart choices you need to make today to bring happiness to your future family?

1. AVOID BAD TOUCHES
2. AVOID GIFTS AND GIFTS.
3. ABSTAIN FROM SEX
4. EARS TO HEAR AND EYES TO SEE both are gifts from God.

NAKINITU SIXIEN/12/11

Namviano aish
Namasumbi Islamic primary school
stay alive
I will live along loving life
I will not do anything to hurt people I love.
- abura
- nyizamu abutarwana.
- abu amuta busamba.
- abutamukunba.

Stay Alive.
I will live along loving "life"
I need to protect my happiness.
madam Mtegedemu
Mtegedemu abutabera mumukwano amibi no butegator namulezi
na kugenda mudogo
NANYANZI JANE p.6

2) What are some smart choices you need to make today to bring happiness to your future family?

- 1) I want to stay in school and finish education
- 2) I want to respect my self and others.
- 3) I help young people stay healthy and Free of HIV/AIDS.

The Stay Alive lessons are based on the concept that the most effective way to remain HIV/AIDS free is by practicing abstinence before marriage and total fidelity within marriage. We revolve around building

and maintaining healthy relationships where people genuinely care for one another –when we read pledges where boys and girls are learning to genuinely care and build healthy relationships throughout their lives- we believe that we are a vehicle through which *“We are making a difference in these young girls and boys lives.”*

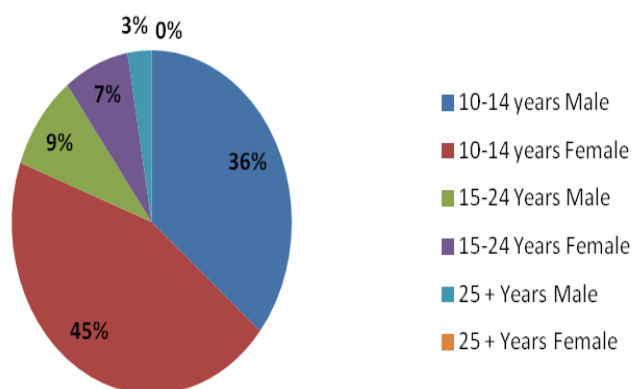


Face to Face interactions with the children.



d) HIV/AIDS Prevention education for Out of school children:- The project endeavours to

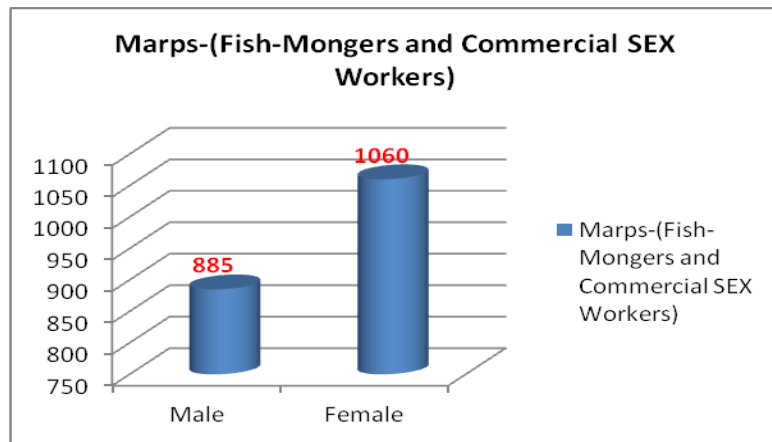
Percentages of Out of school children reached by sex and age group



reach Out of school young girls and boys through community dialogues and face to face interactions done by the Parent Heads . Football and Netballs sessions are organized prior to the trainings as a mobilization strategy. This Semi-annual year we were able to reach to 253 Out of school children of which 121 were males and 132 were females. 45% of the total reached were females aged 10-14 but the number drastically decreases in 15-24 categories as most of these young age category are now either married off or employed as house maids and are not therefore easily accessible using the football mobilization strategy.

e) Sensitization of persons aged 25 years and above including Marps on HIV/AIDS prevention messages:- We have continued to use our community resource persons, Male and Female Torch Bearers and Parent Heads, using the Ministry of Health Manual- “Manual for Peer Educators”, as guideline. A total of **13,712 Male** condoms have been distributed through different service outlets within the community as seen in table 10 below. Various methods are used in delivering these messages ranging from community dialogues, demonstrations, film and drama shows, and Home visits enabling clear segmentation of our target groups.

2414 males and 2559 females. 1945 Marps were reached of which 885 were female and 1060 were Male.



WHAT PHAS SAY:

EBIZIBU BANGE-
KSAHA zikwira nga ndagala, ga naru
ku gumbiro yafo. Eri abaka nasa
na mibisi gusa dola baguzirirako wano
na banyura nyo. akwibaka nyo.

0-36

NZE ebiziburu ebiziburu banyabul kusoma zikwira
sente mabaka sente akwibaka nyo

NZE banyabul akwira akwira kono kosebaki
akwibaka kusat akwibaka akwira akwira akwira
akwira nze mabaka EKE NZE banyabul

akwiburu banyaburu Nina
akwira b Naye zikwira
sente zikwira akwira akwira
akwibaka zikwira akwira
akwibaka

28-29-11

EBIZIBU BYA
FRED LYAZI
WOTD

NU KUSOMA:

Ebisale bya zikwira
Ebisale bya
Ebisale bya

We have continued to use our community resource persons, Male and Female Torch Bearers and Parent Heads, using the Ministry of Health Manual- “Manual for Peer Educators”, as guideline. Various methods are used in delivering these messages ranging from drama shows, skits, visual aids, home -visits and role

off young girls to participate in commercial sex work. The young girls involved in commercial sex cannot be reached through



Version April 2011

community dialogues because of the community stigma but they eagerly attend the drama sessions. 320 girls have been reached through this program. We spoke their language and eventually we were able to get 45 girls tested for HIV/AIDS at Kitamiro Health Centre. A big number thought they were positive but the test proved otherwise. We are now aligning our HIV/AIDS prevention responses for these young girls to abstinence as the sure way of preventing HIV/AIDS.

g) Routine Technical Support Supervision: Technical support has been given to our male and female community resource persons. We are guided by the Report feed back tool that we have designed for each resource person at the end of each month. Group and one on one session are given. Mentorship sessions are also given. We share and address challenges encountered during the trainings. We also use this chance to give our community resource persons their monthly allowances. Out of the support visits, we are now receiving better reports and better raw data from the community. The tracking of our referral systems is slowly improving and these sessions too bring us closer to our community resource persons- building not only the capacity to deliver services but the confidence to do so.



Technical support sessions to TB and PH- Clearly clarifying our resource books

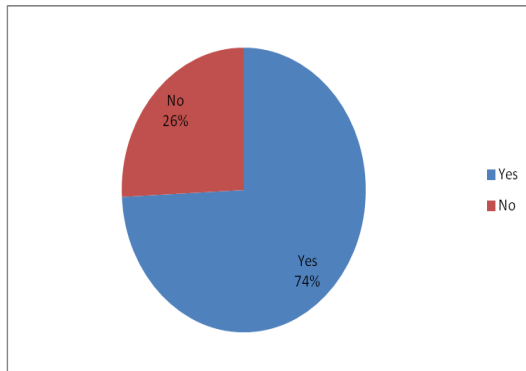
NAMES OF PROJECT SITES VISITED

1. A community HIV awareness session with Boda Boda Riders was held at Namagunga parish in Kyanja Town, where consistent and correct condom use was taught to the male and female Youth by the Torch bearer supported by RTC staff and a community leader Mr. Wajakana. The activity was held on the 13th of October 2011.
2. Ngogwe Sub-county –all male and female Torch Bearers and Parent Heads were visited on the 28TH October 2011.
3. Kawolo Sub County – all Torch bearers and parent heads attended a technical support supervision meeting that was graced by Miss Namagembe Jane the CDO and Miss. Nakidde Stella the Health Inspector. The date was 15th November 2011
4. Namakeba Community School – Kasaali B. Nairambi Sub county Buvuma District. The Head Teacher and the Parent Head were present and the activity was carried out on the 29th of November 2011.
5. Nkokonjeru Town Council, all Parent Heads and Torch Bearers attended a technical support meeting.
6. Namulaba Primary School in Waggala parish. The Torch Bearers and Parent Heads for Nagoje parish, Waggala parish and Namagunga converged to witness a Stay Alive lesson being taught. The lesson was held on the 17th November 2011.



7. Namataba Tusubira Primary School a Stay Alive session was conducted by Ndugumali Alfred a Torch Bearer for Namataba Parish with a drama session.
8. St. Balikuddembe Mugomba Primary School, where a technical support session was conducted for a parent child session activity, attended by parents and the Deputy Head Teacher Mr. Bisaso Jimmy.

h) Monitoring and Evaluation:



Seven Monitoring and evaluation visits have done this quarter in the communities. The visits aimed at verifying the raw data brought in from the fields by the male and female community resource persons. Efforts were also made using a standard RTC tool to measure the knowledge levels of the beneficiaries in participating schools. A total of 450 male and female children were interviewed. As shown by the pie chart, 74% (176 females and 158 males said YES) of the participating children gave positive responses while 26% gave negative responses (66 male and 50 female). This gave us an insight

into knowledge transfer of our life skill education in schools. A detailed table of the results is hereby below given:-

	QUESTION	RESPONSES			
		Male	Female	Male	Female
	Gender Type				
	Response type	Y	Y	N	N
1	I have heard about abstinence from my Stay Alive teachers	15	20	4	6
2	I actively participate in the Stay Alive club activities at school	20	20	5	0
3	I have spoken/talked to a friend about HIV/AIDS	20	14	4	7
4	I have made a personal commitment to abstain from sex.	15	15	10	5
5	I have seen a Stay Alive poster	15	20	5	5
6	I share a toilet / plate with an HIV infected person without catching HIV/AIDS	9	10	16	10
7	I can live a long loving life if I stick to the Stay Alive activities	20	23	0	2
8	A loving family (future or now) can bring happiness in my life.	24	20	0	1
9	I know and practice consequential decision making skills	10	20	10	5
10	I have talked to my parents / guardians about HIV/AIDS and the Stay Alive program	10	14	12	9
	TOTAL	158	176	66	50

Advocacy efforts

Reach The Children, Uganda participated in Mukono District NGO Forum meeting that aimed at:-

- stream lining NGO activities in Mukono District,
- gathered NGO ideas and concerns to be addressed in the local government planning meeting
- Agreed that each local government level plans in its budget for OVC and HIV/AIDS related matters.
- Ensure that each NGO/CBO advocates for the rights of children, people living with AIDS and the elderly.

Capacity building efforts:

1: Gender Mainstreaming Work-shop in Masaka (programs)–

The following topics were covered:-

- *Gender Mainstreaming*
- *Gender situational analysis*
- *Building capacity for Gender mainstreaming in HIV/AIDS/OVC projects*
- *Gender concepts*
- *Gender responsive monitoring*
- *Gender situational analysis*
- *Gender disaggregated data*
- *Monitoring framework for beneficiary assessment*
- *Gender mainstreaming in our Workplan*
- *Empowerment*

2: Monitoring and Evaluation work-shop for M\$ E officer

- *Overview of M \$ E*
- *Linking project design and M \$E*
- *Setting up functional M \$ E*
- *Data collection, Quality and storage*
- *Data handling and analysis*
- *Data cleaning and sorting*
- *Data interpretation and presentation*
- *Reporting, dissemination and feedback.*

3: GIS (Geographic information system) for M\$ E officer

- *Data management using GIS Maps*

Reach The Children benefits from implementing this project.

Reach The Children, Uganda has benefited from implementing this project in a number of ways;

- Through the monitoring and Evaluation trainings done by Chemonics under the M\$E Agency, we have better reporting and management of M \$ E issues in our organization. This has clearly linked our program activities to M \$ E systems and is serving information as a basis not only for the CSF project but all the other projects to benefit our beneficiaries.
- The joint support supervision visits held have helped us to improve and align our project implementation in line with the National HIV/AIDS prevention policies and improved Organizational skills.
- We have received technical trainings too in National quality standards increasing our knowledge in NOP.
- We have streamlined gender in our workplans.

6.1 OVERALL ACHIEVEMENTS FOR THE QUARTER YEAR

TABLE: ACHIEVEMENTS AGAINST THE PLANNED TARGETS

<i>Output</i>	<i>Planned output/targets</i>	<i>Actual output /targets achieved</i>	<i>Variance</i>	<i>Reason(s) for Variance</i>
Objective 1: To strengthen support networks for HIV/AIDS prevention among male and female in and out of school children aged 10-14 years in 8 sub counties of Mukono, Buikwe and Buvuma Districts by the end of year 2012.				
Output 2 Teacher to Teacher co-ordinating sessions	500 Male and Female Teachers reached in 175 participating schools 40 Teacher to Teacher sessions. 175 School Co-ordinators' T-shirts	3 districts supported in holding World AIDS day activities 2 male and female school drama groups participate in World AIDS day activities 1 Male and Female drama group participates in World AIDS day activities , 44 teachers reached	32 teacher to Teacher sessions	This Semi-annual year included end of term – teachers busy and holiday- Sessions to roll out aggressively now through Centre Co-ordinating Tutors
Output 3 HIV/AIDS education sessions for In- school children.	175 schools participating in Stay Alive lessons 10,000 Male and Female children reached 40 Male and Female Torch Bearers teaching the Life Skill program	11,719 children reached, 5,390 male s 6,329 Females 40 Male and Female Torch Bearers teaching the Stay Alive program, 158 schools participating in program, 24 parishes participate in community based life skill education.	1,719 more male and female children reached	Extra effort put in reaching more numbers through community based TB. Now reaching children in their own communities.
Output 4 IEC materials for In-School Children aged 10-14 years.	100 pcs Brochures 40 sets of Visual Printed aids given to each TB	100 pcs Brochures produced, 40 Sets of 5 modules of 8 lessons of Stay Alive Life skill lessons printed and distributed to TB.	None	TB – Now using Pictures-Visual aids in facilitating Children life skills lessons in schools and community
Output 5 HIV/AIDS education sessions for Out of school children.	120 HIV/AIDS education sessions 1250 Male andf Female Out of schoolchildren aged 10-14 Male and Female Out of school children participating in stay Alive lessons	253 children reached, 121 Males, 132 Females in 7 parishes	None	Football and Netball teams are now being formed after receiving the IEC tools this quarter.
Output 6 IEC materials for Out of School Children aged 10-14 years.	80 Footballs/ Netball.	80 Foot balls / Net balls in office ready for distribution in the fields. 80 Pumps procured and ready for distribution	None	None
Output 7 Sensitization of persons aged 25 years and above on HIV/AIDS prevention messages	2700 PERSONS REACHED 300 Fishermen sensitized in HIV/AIDS prevention 40 Bicycles procured and distributed	1945 Marps reached, 885 Males and 1866 Females, 4973 General population above 25 years reached, 2559 Females 2414 Males , 40 Bicycles procures and 33 ditributed so far 21,190 Male condoms distributed	7 Bicycles to be distributed on Island,	Activity on-going.

Output 8 Sensitization of persons aged 25 years and above on behavioral change within a family setting to fully support themselves and their children in HIV/AIDS prevention.	4 Drama –groups trained 10 Local language Visual Aids procured 15 Film shows	2 Functional Drama groups 5 Drama shows 304 persons reached 183 Females 121 Males	2 Drama –groups to be trained	Training of Drama groups on-going through this Semi-annual year.
<i>Objective 2: To build strong HIV/AIDS prevention, care and treatment partnerships in 8 sub counties of Mukono, Buikwe and Buvuma districts by the end of year 2012</i>				
Output 1 Strategic Meetings	9 meetings 72 persons met	9 meetings 73 persons met	none	
Output 3 Linkages to HCT/ Adolescent friendly services	250 PERSONS MOBILIZED TO RECEIVE HCT SERVICES 38 children receive youth friendly adolescent services	11 Out reaches made 1330 persons Test for HIV/AIDS 730 Females 600 Males 72 referred and start Septrin prolixid , enrolled for ART, 54 children receive youth friendly adolescent services	None	Net-works with VHT and health centres set up.
Output 4 Partnerships review meetings	6 PARTNERSHIPS MADE AND MOU SIGNED 6 meetings made	8 Meetings made	None	None
Output 6 Referrals	25 CASES REFERRED AND RECEIVE REFERRED SERVICES	84 referrals made	NEED ARISES AS SITUATIONS DEMAND	Need to streamline tracking referrals
Output 6 Routine technical support visits	12 VISITS MADE	16 Visits	OVER BY 4 VISITS	To streamline quality of trainings at community level
Output 7 Monitoring and Evaluation	6 VISITS MADE	7 visits Spot checks		

Partnerships:-



1. The Districts are providing us with Condoms for distribution at parish levels. However Buikwe district has no stores for the same. We are now getting stocks from Mukono district. Buvuma district stocks were low but are now getting stocks from Uganda AIDS commission and PACE Uganda – which our community resource persons are accessing for distribution at camp levels.
2. Together with the district and Word Vision, we were able to participate in the Day of the African child at Nagojje Primary school. A Number of schools that are participating in the Stay Alive programs were given a

chance to talk to us through Drama, poems and skits. The children themes varied from,

- stigma of HIV Positive children, which was clearly brought out by the Young Positives ,

- Poverty, Gender violence and Parental negligence- were clearly brought out in the presence of key community resource persons, local and religious leaders, parents and guardians.
- 3: Prefa- on the Island is taking on our ART referrals and CD4 Count.
 - 4: Watereed – is also coming in on the Island to give comprehensive HIV care to our referred clients.

Co-ordination:-

1: Strategic Planning Meetings

Strategic planning meetings have been held at Mukono, Buvuma and Buikwe Districts, Nagojje, Kyampisi, Nabaale, Ngogwe, Nkokonjeru, Ntenjeru and Kawolo sub-counties. In these meetings we met with key technical staff and planned together and:-

- We were able to review the Community Development office progress on integrating fully our TB work in their structures.
- We availed the lists of schools we are working in with the Technical Team as we had agreed earlier to shift our focus from government aided school to private schools.
- We will still continue with our targeted government schools though- by providing technical support to the Stay Alive Teacher co-ordinators.
- We also continue to work out modalities of accessing and distributing condoms through our TB and PH at Village level, with the Health Facilities in the communities, partners and Ministry of Health.

Data Utilization: -

1. Our data shows that we are still reaching more females than males. We have now intensified the use of more interesting activities through Community Drama groups and Film shows. Two Drama groups on the Island are now intensifying reach through Karoke shows.
2. Our data too shows that we are reaching fewer children on the island. Fisher folks are difficult with their children accessing these lessons and going to school. Many children spend time in gardens protecting rice from birds. Others settle for the small fishing. We have now changed our strategies with Parent Heads to target children in the gardens and distribution of sweets and games to these children.
3. The data captured has also enabled the organization's Project management and other stake holders with whom we share the data to identify more area that need intervention other than HIV prevention like Alcohol, drug and substance abuse prevention among the young people which may contribute to their vulnerability.

Gender related data – Our gender related data clearly shows interesting trends in comparison of the general population and Marps- Fishermen. 51% of Female was reached as compared to 49% of Males in Marps – and 56% of Female and 44% of Male. Because we are using more male friendly mobilization strategies on the Island- the difference by gender in numbers reached is relatively low. We have now decided to replicate these mobilization strategies on the general population. Visual AIDS will be made more available to our community resource persons on the main land.

Lessons learnt and best practices –

- Using Parish level intervention to reach the Marps and other people on the island does not yield good results – however reaching them through CAMPS and BMU (Beach Management Units) gives tremendous results allowing for one on one interventions.
- Taking HCT and Condom distribution services near people allows them to easily access and use the otherwise considered unavailable service to them
- HCT is a big entry point into individual appropriate HIV/AIDS prevention strategy. Efforts must be made to maintain routine and timely sessions in areas we have started.
- District often run out of condom- net-working with other Organizations such as Pace, Uganda ensures a constant supply of the same in our communities.

Ways of minimizing double counting –

- Use unique identification numbers so that each time the client comes they use the same number.
 - We demarcate sub-county and parish areas reached with special columns in identification numbers
 - We have trained our staff in double counting and shall put this on the M\$ E agenda for re-trainings.
 - Enter data into excel and sort by the unique Identity number and name to remove repeated entries on reporting and double counting issues.

Success story: -See Appendix 3

6.2 SPECIFIC ACHIEVEMENTS

TABLE 1: MESSAGES DISSEMINATED TO THE GENERAL POPULATION -EXCLUDES MOST AT RISK POPULATIONS (MARPS) AND PEOPLE LIVING WITH HIV/AIDS (PHA)

Messages Disseminated	Number of Service Outlets (Parishes + Institutions)	Number of individuals reached with HIV Prevention messages									Planned Target	Actual achieved (Add totals 1, 2& 3)
		10-14			15-24			25+				
		Male	Female	Total (1)	Male	Female	Total (2)	Male	Female	Total (3)		
Abstinence only	185	5081	6105	11,186	362	303	665	1	8	9	10,000	11,860
Be faithful only												
Condom Use only												
Abstinence & Be faithful	6	174	112	286	118	72	190	364	389	753		1229
Abstinence & Condom Use												
Be faithful and Condom Use												
Integrated ABC	76	316	362	678	977	637	1614	2049	2162	4211	6000	6503
HCT												
PMTCT												
Other Sexual & Reproductive Health (FP/STI)												
SMC												
Other Prevention												
TOTAL REACHED		5571	6579	12,150	1457	1012	2469	2,414	2559	4973	16,000	19,592
GRAND TOTAL (Add total 1, 2 & 3)		19,592										

TABLE 2: LOCATION WHERE THE *GENERAL POPULATION (IN TABLE 1 ABOVE)* WAS REACHED WITH HIV PREVENTION MESSAGES

District Name	Sub-County Name	Name of parish or institution <i>where people were reached</i>	Type of Activity (e.g. small group meetings, peer educ, etc)	Programme Focus under which Messages were Disseminated (Y/N)											Number of Individuals Reached with HIV Prevention Messages									T R A I N E D
															10-14			15-24			25+			
				A	B	C	A&B	A&C	B&C	ABC	HCT	PMTCT	FP/STI	SMC	M	F	T	M	F	T	M	F	T	
1: Mukono	Nabaale	Nakanyonyi	Drama - General Population	Y	N	N	N	N	N	N	N	N	N	Y	24	28	52	0	2	2	0	0	0	
2: Mukono	Kyampisi	Bulijjo	Drama - General Population	Y	N	N	N	N	N	N	N	N	N	Y	10	23	33	0	0	0	0	0	0	
3: Mukono	Kyampisi	Kyabakadde	Drama - General Population	Y	N	N	N	N	N	N	N	N	N	Y	20	34	54	0	0	0	0	0	0	
4:Mukono	Nabaale	Bamusuuta	Lifeskill in community setting using the Stay Alive training Manual	Y	N	N	N	N	N	N	N	Y	Y	Y	2	3	5	1	3	4	0	0	0	
5: Buikwe	Kawolo	Bibbo	Lifeskill in community setting using the Stay Alive training Manual	Y	N	N	N	N	N	Y	Y	Y	Y	Y	5	15	20	10	4	14	0	0	0	
6: Buikwe	Nkokonjeru Town Council	Bukasa	Lifeskill in community setting using the Stay Alive training Manual	Y	N	N	N	N	N	Y	Y	N	N	Y	5	12	17	9	3	12	0	0	0	
7: Mukono	Kyampisi	Bulijjo	Lifeskill in community setting using the Stay Alive training Manual	Y	N	N	N	N	N	N	N	N	N	Y	44	37	81	0	2	2	0	0	0	
8:Buvuma	Nairambi	Buwanga	Lifeskill in community setting using the Stay Alive training Manual	Y	N	N	N	N	N	N	N	N	N	Y	15	9	24	0	0	0	0	0	0	
9: Mukono	Kyampisi	Kabembe	Lifeskill in community setting using the Stay Alive training Manual	Y	N	N	N	N	N	N	N	N	N	Y	18	14	32	9	2	11	0	0	0	
10: Buikwe	Ngogwe	Kikwayi	Lifeskill in community setting using the Stay Alive training	Y	N	N	N	N	N	N	N	N	N	Y	12	10	22	0	0	0	0	0	0	

District Name	Sub-County Name	Name of parish or institution <i>where people were reached</i>	Type of Activity (e.g. small group meetings, peer educ, etc)	Programme Focus under which Messages were Disseminated (Y/N)											Number of Individuals Reached with HIV Prevention Messages									T R A I N E D
															10-14			15-24		25+				
			Manual																					
11: Buikwe	Kawolo	Kiteza	Lifeskill in community setting using the Stay Alive training Manual	Y	N	N	N	N	N	N	N	N	N	Y	3	6	9	16	2	18	0	0	0	
12: Buikwe	Kawolo	Luwayo	Lifeskill in community setting using the Stay Alive training Manual	Y	N	N	N	N	N	N	N	N	N	Y	2	2	4	1	5	6	0	0	0	
13: Buvuma	Nairambi	Magyo	Lifeskill in community setting using the Stay Alive training Manual	Y	N	N	N	N	N	N	N	N	N	Y	97	111	208	4	5	9	0	0	0	
14: Buikwe	Nkokonjeru Town Council	Mulaje	Lifeskill in community setting using the Stay Alive training Manual	Y	N	N	N	N	N	N	N	Y	Y	Y	11	16	27	0	0	0	0	0	0	
15: Mukono	Nabbaale	Nabalanga	Lifeskill in community setting using the Stay Alive training Manual	Y	N	N	N	N	N	Y	Y	Y	Y	Y	15	0	15	6	0	6	1	0	1	
16: Mukono	Nabbaale	Naggalama	Lifeskill in community setting using the Stay Alive training Manual	Y	N	N	N	N	N	Y	Y	N	N	Y	46	0	46	10	0	10	0	0	0	
17: Mukono	Nagojje	Nagojje	Lifeskill in community setting using the Stay Alive training Manual	Y	N	N	N	N	N	N	N	N	N	Y	42	72	114	34	14	48	0	0	0	
18: Mukono	Nabbaale	Nakanyonyi	Lifeskill in community setting using the Stay Alive training Manual	Y	N	N	N	N	N	N	N	N	N	Y	3	6	9	0	0	0	0	8	8	
19: Buikwe	Kawolo	Nakazadde	Lifeskill in community setting using the Stay Alive training Manual	Y	N	N	N	N	N	N	N	N	N	Y	23	17	40	0	0	0	0	0	0	

District Name	Sub-County Name	Name of parish or institution where people were reached	Type of Activity (e.g. small group meetings, peer educ, etc)	Programme Focus under which Messages were Disseminated (Y/N)											Number of Individuals Reached with HIV Prevention Messages										T R A I N E D
															10-14			15-24		25+					
20: Mukono	Nagojje	Nakibano	Lifeskill in community setting using the Stay Alive training Manual	Y	N	N	N	N	N	N	N	N	N	Y	6	11	17	0	0	0	0	0	0		
21: Buikwe	Ngogwe	Namulesa	Lifeskill in community setting using the Stay Alive training Manual	Y	N	N	N	N	N	N	N	N	N	Y	15	15	30	0	0	0	0	0	0		
22: Buikwe	Ngogwe	Ndolwa	Lifeskill in community setting using the Stay Alive training Manual	Y	N	N	N	N	N	N	N	N	N	Y	33	12	45	11	7	18	0	0	0		
23: Mukono	Ntenjeru	Nsanja	Lifeskill in community setting using the Stay Alive training Manual	Y	N	N	N	N	N	N	N	N	N	Y	11	7	18	0	0	0	0	0	0		
24: Mukono	Ntenjeru	Ntanzi	Lifeskill in community setting using the Stay Alive training Manual	Y	N	N	N	N	N	N	N	Y	Y	Y	20	11	31	1	2	3	0	0	0		
25: Mukono	Kyampisi	Ntonto	Lifeskill in community setting using the Stay Alive training Manual	Y	N	N	N	N	N	Y	Y	Y	Y	Y	4	26	30	4	10	14	0	0	0		
26: Buikwe	Kawolo	Sagazi	Lifeskill in community setting using the Stay Alive training Manual	Y	N	N	N	N	N	Y	Y	N	N	Y	39	58	97	6	7	13	0	0	0		
27: Mukono	Nagojje	Waggala	Lifeskill in community setting using the Stay Alive training Manual	Y	N	N	N	N	N	N	N	N	N	Y	1	3	4	20	25	45	0	0	0		
28: Buikwe	Kawolo	3RS Kasokoso Primary School	Life skill in schools using Stay Alive Manual	Y	N	N	N	N	N	N	N	N	N	Y	5	4	9	3	3	6	0	0	0		
29: Mukono	Nagojje	Ananda Marga Primary School	Life skill in schools using Stay Alive Manual	Y	N	N	N	N	N	N	N	N	N	Y	44	44	88	1	7	8	0	0	0		

District Name	Sub-County Name	Name of parish or institution <i>where people were reached</i>	Type of Activity (e.g. small group meetings, peer educ, etc)	Programme Focus under which Messages were Disseminated (Y/N)											Number of Individuals Reached with HIV Prevention Messages										T R A I N E D
															10-14			15-24		25+					
30: Buikwe	Ngogwe	Aunt Flora Primary School	Life skill in schools using Stay Alive Manual	Y	N	N	N	N	N	N	N	N	N	Y	9	29	38	0	0	0	0	0	0		
31: Buikwe	Ngogwe	Bbogo Primary School	Life skill in schools using Stay Alive Manual	Y	N	N	N	N	N	Y	Y	N	N	N	112	105	217	0	7	7	0	0	0		
32:Buikwe	Kawolo	Bibbo C/U P/S	Life skill in schools using Stay Alive Manual	Y	N	N	N	N	N	N	N	N	N	N	30	29	59	0	0	0	0	0	0		
33: Buikwe	Ngogwe	Bubiro Primary School	Life skill in schools using Stay Alive Manual	Y	N	N	N	N	N	N	N	N	N	N	24	23	47	2	0	2	0	0	0		
34: Mukono	Nagojje	Bubiro Primary School	Life skill in schools using Stay Alive Manual	Y	N	N	N	N	N	N	N	N	N	N	29	33	62	1	0	1	0	0	0		
35: Mukono	Ntenjeru	Bugolombe Primary School	Life skill in schools using Stay Alive Manual	Y	N	N	N	N	N	N	N	N	N	N	37	29	66	5	1	6	0	0	0		
36: Buikwe	Kawolo	Bugomba C/U Primary School	Life skill in schools using Stay Alive Manual	Y	N	N	N	N	N	Y	Y	N	N	N	2	19	21	0	0	0	0	0	0		
37: Mukono	Ntenjeru	Bugoye Primary School	Life skill in schools using Stay Alive Manual	Y	N	N	N	N	N	N	N	N	N	N	33	44	77	5	1	6	0	0	0		
38: Mukono	Ntenjeru	Buleebi Primary School	Life skill in schools using Stay Alive Manual	Y	N	N	N	N	N	N	N	N	N	N	42	45	87	2	0	2	0	0	0		
39 : Mukono	Ntenjeru	Bulere Primary School	Life skill in schools using Stay Alive Manual	Y	N	N	N	N	N	N	N	N	N	N	15	9	24	1	0	1	0	0	0		
40: Mukono	Kyampisi	Bulijjo P/S	Life skill in schools using Stay Alive Manual	Y	N	N	N	N	N	N	N	N	N	N	131	130	261	38	1	39	0	0	0		
41:Mukono	Kyampisi	Bulimu Primary School	Life skill in schools using Stay Alive Manual	Y	N	N	N	N	N	N	N	N	N	N	66	87	153	0	0	0	0	0	0		
42Buvuma	Nairambi	Bulondo Primary	Life skill in schools using Stay	Y	N	N	N	N	N	N	N	N	N	N	79	41	120	0	0	0	0	0	0		

District Name	Sub-County Name	Name of parish or institution where people were reached	Type of Activity (e.g. small group meetings, peer educ, etc)	Programme Focus under which Messages were Disseminated (Y/N)												Number of Individuals Reached with HIV Prevention Messages									T R A I N E D
																10-14			15-24			25+			
		School	Alive Manual																						
43: Mukono	Kyampisi	Bulyanteete p.school	Life skill in schools using Stay Alive Manual	Y	N	N	N	N	N	N	N	N	N		9	20	29	0	0	0	0	0	0		
44: Mukono	Ntenjeru	Bunankanda Primary School	Life skill in schools using Stay Alive Manual	Y	N	N	N	N	N	N	N	N	N		18	35	53	1	0	1	0	0	0		
45: Mukono	Kyampisi	Buntaba Church Of Uganda Primary School	Life skill in schools using Stay Alive Manual	Y	N	N	N	N	N	N	N	N	N		33	26	59	0	0	0	0	0	0		
46: Mukono	Ntenjeru	Bunyama Primary School	Life skill in schools using Stay Alive Manual	Y	N	N	N	N	N	N	N	N	N		52	51	103	4	8	12	0	0	0		
47: Mukono	Kyampisi	Bunyiri P/S	Life skill in schools using Stay Alive Manual	Y	N	N	N	N	N	N	N	N	N		25	35	60	0	0	0	0	0	0		
48: Buikwe	Kawolo	Busabaga C/U Primary School	Life skill in schools using Stay Alive Manual	Y	N	N	N	N	N	N	N	N	N		83	79	162	3	2	5	0	0	0		
49: Buvuma	Nairambi	Buvuma Christian School	Life skill in schools using Stay Alive Manual	Y	N	N	N	N	N	N	N	N	N		27	20	47	1	0	1	0	0	0		
50 : Mukono	Kyampisi	Christ The King Junior School	Life skill in schools using Stay Alive Manual	Y	N	N	N	N	N	N	N	N	N		58	80	138	0	0	0	0	0	0		
51: Mukono	Kyampisi	Crean Birds Primary School	Life skill in schools using Stay Alive Manual	Y	N	N	N	N	N	N	N	N	N		6	10	16	0	0	0	0	0	0		
52: Mukono	Kyampisi	Edimon Primary School	Life skill in schools using Stay Alive Manual	Y	N	N	N	N	N	N	N	N	N		1	13	14	0	0	0	0	0	0		
53: Mukono	Nabaale	Fathers Children Nur & Primary School	Life skill in schools using Stay Alive Manual	Y	N	N	N	N	N	N	N	N	N		34	35	69	0	6	6	0	0	0		
54:Mukono	Nagojje	Franny Primary	Life skill in schools using Stay	Y	N	N	N	N	N	N	N	N	N		19	28	47	0	0	0	0	0	0		

District Name	Sub-County Name	Name of parish or institution <i>where people were reached</i>	Type of Activity (e.g. small group meetings, peer educ, etc)	Programme Focus under which Messages were Disseminated (Y/N)											Number of Individuals Reached with HIV Prevention Messages								T R A I N E D	
															10-14			15-24		25+				
		School	Alive Manual																					
55: Buikwe	Kawolo	Geregere Primary School	Life skill in schools using Stay Alive Manual	Y	N	N	N	N	N	N	N	N	N	N	20	6	26	0	0	0	0	0	0	
56: Mukono	Kyampisi	Global Primary School	Life skill in schools using Stay Alive Manual	Y	N	N	N	N	N	N	N	N	N	N	10	11	21	0	0	0	0	0	0	
57: Buikwe	Nkokonjeru Town Council	Glory of God P/S	Life skill in schools using Stay Alive Manual	Y	N	N	N	N	N	N	N	N	N	N	4	8	12	0	0	0	0	0	0	
58: Mukono	Nabaale	Gonve C/U Primary School	Life skill in schools using Stay Alive Manual	Y	N	N	N	N	N	N	N	N	N	N	9	4	13	0	0	0	0	0	0	
59: Mukono	Nabaale	Gonve Umea Primary School	Life skill in schools using Stay Alive Manual	Y	N	N	N	N	N	N	N	N	N	N	12	11	23	0	0	0	0	0	0	
60: Buvuma	Nairambi	Hands Of Grace Primary School	Life skill in schools using Stay Alive Manual	Y	N	N	N	N	N	N	N	N	N	N	12	21	33	0	0	0	0	0	0	
61 :Buikwe	Ngogwe	Hill Top Nsabwa Primary School	Life skill in schools using Stay Alive Manual	Y	N	N	N	N	N	N	N	N	N	N	9	11	20	0	0	0	0	0	0	
62: Mukono	Nagojje	Hope Children Primary School	Life skill in schools using Stay Alive Manual	Y	N	N	N	N	N	N	N	N	N	N	8	7	15	0	0	0	0	0	0	
63:Mukono	Nabaale	Kaama Education Centre	Life skill in schools using Stay Alive Manual	Y	N	N	N	N	N	N	N	N	N	N	7	5	12	0	0	0	0	0	0	

District Name	Sub-County Name	Name of parish or institution <i>where people were reached</i>	Type of Activity (e.g. small group meetings, peer educ, etc)	Programme Focus under which Messages were Disseminated (Y/N)											Number of Individuals Reached with HIV Prevention Messages								T R A I N E D
															10-14			15-24		25+			
64: Mukono	Nabaale	Kabawala Primary School	Life skill in schools using Stay Alive Manual	Y	N	N	N	N	N	N	N	N	N	73	93	166	1	0	1	0	0	0	
65: Mukono	Nabaale	Kankizi YMCA primary school	Life skill in schools using Stay Alive Manual	Y	N	N	N	N	N	N	N	N	N	10	56	66	1	3	4	0	0	0	
66: Mukono	kyampisi	Kalagala Muslim Primary School	Life skill in schools using Stay Alive Manual	Y	N	N	N	N	N	N	N	N	N	53	99	152	1	0	1	0	0	0	
67: Buikwe	Ngogwe	Kalagala Primary School	Life skill in schools using Stay Alive Manual	Y	N	N	N	N	N	N	N	N	N	35	43	78	0	0	0	0	0	0	
68: Buvuma	Nairambi	Kalyandere Memorial Primary School	Life skill in schools using Stay Alive Manual	Y	N	N	N	N	N	N	N	N	N	26	34	60	0	0	0	0	0	0	
69: Mukono	Nagojje	Kanyogoga Primary School	Life skill in schools using Stay Alive Manual	Y	N	N	N	N	N	N	N	N	N	47	54	101	1	1	2	0	0	0	
70: Mukono	Kyampisi	Kasaayi R.C P/S	Life skill in schools using Stay Alive Manual	Y	N	N	N	N	N	N	N	N	N	5	20	25	0	0	0	0	0	0	
71: Mukono	Nagojje	Kasana Primary School	Life skill in schools using Stay Alive Manual	Y	N	N	N	N	N	N	N	N	N	12	13	25	0	0	0	0	0	0	
72 : Mukono	Kyampisi	Kasenene Umea Primary School	Life skill in schools using Stay Alive Manual	Y	N	N	N	N	N	N	N	N	N	5	5	10	0	0	0	0	0	0	
73: Mukono	Ntenjeru	Katosi Church Of Uganda Primary School	Life skill in schools using Stay Alive Manual	Y	N	N	N	N	N	N	N	N	N	26	46	72	0	0	0	0	0	0	

District Name	Sub-County Name	Name of parish or institution <i>where people were reached</i>	Type of Activity (e.g. small group meetings, peer educ, etc)	Programme Focus under which Messages were Disseminated (Y/N)											Number of Individuals Reached with HIV Prevention Messages								T R A I N E D
															10-14			15-24		25+			
74: Buvuma	Nairambi	Katuba Primary School	Life skill in schools using Stay Alive Manual	Y	N	N	N	N	N	N	N	N	N	44	51	95	0	0	0	0	0	0	
75: Buikwe	Kawolo	Kawolo C/U Primary School	Life skill in schools using Stay Alive Manual	Y	N	N	N	N	N	N	N	N	N	41	47	88	0	3	3	0	0	0	
76: Mukono	Nabaale	Kawoomya R/C Primary School	Life skill in schools using Stay Alive Manual	Y	N	N	N	N	N	N	N	N	N	11	31	42	9	10	19	0	0	0	
77: Mukono	Nagojje	Kayanja Community Primary School	Life skill in schools using Stay Alive Manual	Y	N	N	N	N	N	N	N	N	N	6	9	15	6	4	10	0	0	0	
78: Buvuma	Nairambi	Kembo Primary School	Life skill in schools using Stay Alive Manual	Y	N	N	N	N	N	N	N	N	N	91	150	241	0	0	0	0	0	0	
79: Buikwe	Ngogwe	Kibirige Memorial Primary School	Life skill in schools using Stay Alive Manual	Y	N	N	N	N	N	N	N	N	N	10	25	35	0	0	0	0	0	0	
80: Mukono	Nabaale	Kijjo R/C Primary School	Life skill in schools using Stay Alive Manual	Y	N	N	N	N	N	N	N	N	N	10	12	22	0	0	0	0	0	0	
81: Buikwe	Ngogwe	Kikakanya Primary School	Life skill in schools using Stay Alive Manual	Y	N	N	N	N	N	N	N	N	N	34	56	90	7	0	7	0	0	0	
82: Mukono	Nagojje	Kikawala Primary School	Life skill in schools using Stay Alive Manual	Y	N	N	N	N	N	N	N	N	N	41	32	73	10	4	14	0	0	0	
83 : Mukono	Ntenjeru	Kikubo Primary	Life skill in schools using Stay	Y	N	N	N	N	N	N	N	N	N	3	0	3	0	0	0	0	0	0	

District Name	Sub-County Name	Name of parish or institution <i>where people were reached</i>	Type of Activity (e.g. small group meetings, peer educ, etc)	Programme Focus under which Messages were Disseminated (Y/N)												Number of Individuals Reached with HIV Prevention Messages									T R A I N E D
																10-14			15-24			25+			
		School	Alive Manual																						
84: Buikwe	Ngogwe	Kikusa Church Of Uganda Primary School	Life skill in schools using Stay Alive Manual	Y	N	N	N	N	N	N	N	N	N		12	11	23	3	0	3	0	0	0		
85: Buikwe	Ngogwe	Kinoga Primary School	Life skill in schools using Stay Alive Manual	Y	N	N	N	N	N	N	N	N	N		23	24	47	0	0	0	0	0	0		
86: Buikwe	Kawolo	Kisaasi Public Primary School	Life skill in schools using Stay Alive Manual	Y	N	N	N	N	N	N	N	N	N		48	46	94	1	2	3	0	0	0		
87: Buikwe	Ngogwe	Kisakye Primary School	Life skill in schools using Stay Alive Manual	Y	N	N	N	N	N	N	N	N	N		7	16	23	0	0	0	0	0	0		
88: Buikwe	Ngogwe	Kitenda Baptist Primary School	Life skill in schools using Stay Alive Manual	Y	N	N	N	N	N	N	N	N	N		9	12	21	0	0	0	0	0	0		
89: Buikwe	Kawolo	Kiteza Primary School	Life skill in schools using Stay Alive Manual	Y	N	N	N	N	N	N	N	N	N		74	81	155	0	0	0	0	0	0		
90: Buikwe	Kawolo	Kiteza R/C Primary School	Life skill in schools using Stay Alive Manual	Y	N	N	N	N	N	N	N	N	N		19	45	64	0	0	0	0	0	0		
91: Buikwe	Ngogwe	Kituntu Orphanage Primary School	Life skill in schools using Stay Alive Manual	Y	N	N	N	N	N	N	N	N	N		13	11	24	0	0	0	0	0	0		
92: Mukono	Kyampisi	Kiwumu C/U Primary School	Life skill in schools using Stay Alive Manual	Y	N	N	N	N	N	N	N	N	N		21	29	50	1	2	3	0	0	0		
93: Buikwe	Ssi	Kiwungi Primary School	Life skill in schools using Stay Alive Manual	Y	N	N	N	N	N	N	N	N	N		30	30	60	1	1	2	0	0	0		
94 :Mukono	Kyampisi	Kiyunga Islamic Primary School	Life skill in schools using Stay Alive Manual	Y	N	N	N	N	N	N	N	N	N		17	16	33	2	1	3	0	0	0		
95: Mukono	Nabbale	Kizima Sky Primary	Life skill in schools using Stay	Y	N	N	N	N	N	N	N	N	N		3	6	9	0	0	0	0	0	0		

District Name	Sub-County Name	Name of parish or institution <i>where people were reached</i>	Type of Activity (e.g. small group meetings, peer educ, etc)	Programme Focus under which Messages were Disseminated (Y/N)												Number of Individuals Reached with HIV Prevention Messages								T R A I N E D
																10-14			15-24		25+			
		School	Alive Manual																					
96: Mukono	Kyampisi	Kyabakadde Church of Uganda	Life skill in schools using Stay Alive Manual	Y	N	N	N	N	N	N	N	N	N		26	12	38	0	1	1	0	0	0	
97:Mukono	Kyampisi	Kyabakadde Roman Cathoric Primary School	Life skill in schools using Stay Alive Manual	Y	N	N	N	N	N	N	N	N	N		10	16	26	0	0	0	0	0	0	
98: Mukono	Nagojje	Kyajja Primary School	Life skill in schools using Stay Alive Manual	Y	N	N	N	N	N	N	N	N	N		9	15	24	2	2	4	0	0	0	
99:Buikwe	Nkokonjeru	Little Engles Primary School	Life skill in schools using Stay Alive Manual	Y	N	N	N	N	N	N	N	N	N		19	16	35	0	0	0	0	0	0	
100: Mukono	Nagojje	Living Hope Infant School	Life skill in schools using Stay Alive Manual	Y	N	N	N	N	N	N	N	N	N		23	30	53	0	0	0	0	0	0	
101: Buikwe	Ngogwe	Lubongo Roman Cathoric Primary School	Life skill in schools using Stay Alive Manual	Y	N	N	N	N	N	N	N	N	N		44	33	77	0	1	1	0	0	0	
102: Buikwe	Ssi	Lubumba Primary School	Life skill in schools using Stay Alive Manual	Y	N	N	N	N	N	N	N	N	N		34	40	74	1	0	1	0	0	0	
103: Buikwe	Ngogwe	Lugasa Parents Primary School	Life skill in schools using Stay Alive Manual	Y	N	N	N	N	N	N	N	N	N		17	26	43	0	0	0	0	0	0	
104: Mukono	Kawolo	Lugazi Community Primary School	Life skill in schools using Stay Alive Manual	Y	N	N	N	N	N	N	N	N	N		65	61	126	0	0	0	0	0	0	
105 : Buikwe	Kawolo	Lugazi East Primary School	Life skill in schools using Stay Alive Manual	Y	N	N	N	N	N	N	N	N	N		33	138	171	0	0	0	0	0	0	
106: Buikwe	Kawolo	Lugazi Model Primary School	Life skill in schools using Stay Alive Manual	Y	N	N	N	N	N	N	N	N	N		198	239	437	3	8	11	0	0	0	

District Name	Sub-County Name	Name of parish or institution <i>where people were reached</i>	Type of Activity (e.g. small group meetings, peer educ, etc)	Programme Focus under which Messages were Disseminated (Y/N)												Number of Individuals Reached with HIV Prevention Messages								T R A I N E D
																10-14			15-24		25+			
107: Buikwe	Kawolo	Lugazi Umea Primary School	Life skill in schools using Stay Alive Manual	Y	N	N	N	N	N	N	N	N	N	N	10	14	24	0	0	0	0	0	0	
108: Mukono	Kyampisi	Luguzi primary school	Life skill in schools using Stay Alive Manual	Y	N	N	N	N	N	N	N	N	N	N	16	33	49	0	0	0	0	0	0	
109: Buikwe	Ssi	Lukka Primary School	Life skill in schools using Stay Alive Manual	Y	N	N	N	N	N	N	N	N	N	N	16	23	39	0	0	0	0	0	0	
110: Buikwe	Kawolo	Lusozi Primary School	Life skill in schools using Stay Alive Manual	Y	N	N	N	N	N	N	N	N	N	N	21	41	62	2	9	11	0	0	0	0
111:Mukono	Ntenjeru	Luyobyo Primary School	Life skill in schools using Stay Alive Manual	Y	N	N	N	N	N	N	N	N	N	N	9	17	26	2	2	4	0	0	0	0
112: Buikwe	Ngogwe	Magulu Primary School	Life skill in schools using Stay Alive Manual	Y	N	N	N	N	N	N	N	N	N	N	14	7	21	0	0	0	0	0	0	0
113: Buikwe	Ngogwe	Masaba Roman Cathoric Primary School	Life skill in schools using Stay Alive Manual	Y	N	N	N	N	N	N	N	N	N	N	18	37	55	0	2	2	0	0	0	0
114: Mukono	Nabaale	Mother Care Primary School Naggalama	Life skill in schools using Stay Alive Manual	Y	N	N	N	N	N	N	N	N	N	N	10	1	11	0	0	0	0	0	0	0
115: Mukono	Ntenjeru	Mpumu Primary School	Life skill in schools using Stay Alive Manual	Y	N	N	N	N	N	N	N	N	N	N	37	27	64	1	2	3	0	0	0	0
116 : Mukono	Ntenjeru	Mpunge Primary School	Life skill in schools using Stay Alive Manual	Y	N	N	N	N	N	N	N	N	N	N	27	41	68	3	13	16	0	0	0	0
117: Buvuma	Nairambi	Mubale Camp Primary School	Life skill in schools using Stay Alive Manual	Y	N	N	N	N	N	N	N	N	N	N	11	8	19	0	0	0	0	0	0	0
118: Mukono	Ntenjeru	Mugomba C/U P/S	Life skill in schools using Stay Alive Manual	Y	N	N	N	N	N	N	N	N	N	N	40	73	113	3	0	3	0	0	0	0

District Name	Sub-County Name	Name of parish or institution <i>where people were reached</i>	Type of Activity (e.g. small group meetings, peer educ, etc)	Programme Focus under which Messages were Disseminated (Y/N)												Number of Individuals Reached with HIV Prevention Messages									T R A I N E D
																10-14			15-24			25+			
119: Mukono	Mpatta	Mugomba Umea Primary School	Life skill in schools using Stay Alive Manual	Y	N	N	N	N	N	N	N	N	N	46	69	115	3	4	7	0	0	0			
120: Buikwe	Nkokonjeru	Mulaje Primary School	Life skill in schools using Stay Alive Manual	Y	N	N	N	N	N	N	N	N	N	70	69	139	0	4	4	0	0	0			
121: Buikwe	Kawolo	Mutesa I Memorial Primary School	Life skill in schools using Stay Alive Manual	Y	N	N	N	N	N	N	N	N	N	22	54	76	0	2	2	0	0	0			
122: Mukono	Nabaale	Nabalanga Primary School	Life skill in schools using Stay Alive Manual	Y	N	N	N	N	N	N	N	N	N	44	52	96	4	2	6	0	0	0			
123: Mukono	Kyampisi	BulijjO	Life skill in schools using Stay Alive Manual	Y	N	N	N	N	N	N	N	N	N	31	24	55	0	6	6	0	0	0			
124: Mukono	Nabbale	Naggalama Parents Primary School	Life skill in schools using Stay Alive Manual	Y	N	N	N	N	N	N	N	N	N	17	41	58	0	0	0	0	0	0			
125: Mukono	Nagojje	Nagojje Primary School	Life skill in schools using Stay Alive Manual	Y	N	N	N	N	N	N	N	N	N	1	27	28	4	2	6	0	0	0			
126: Buikwe	Ssi	Najunju Primary School	Life skill in schools using Stay Alive Manual	Y	N	N	N	N	N	N	N	N	N	45	39	84	0	0	0	0	0	0			
127 : Mukono	Ntenjeru	Nakalanda Primary School	Life skill in schools using Stay Alive Manual	Y	N	N	N	N	N	N	N	N	N	32	33	65	1	4	5	0	0	0			
128: Buikwe	Kawolo	Nakamatte Memorial Primary Schol	Life skill in schools using Stay Alive Manual	Y	N	N	N	N	N	N	N	N	N	63	72	135	9	3	12	0	0	0			
129: Buikwe	Kawolo	Nakawungu Primary School	Life skill in schools using Stay Alive Manual	Y	N	N	N	N	N	N	N	N	N	28	14	42	2	0	2	0	0	0			
130: Mukono	Nagojje	Nakibano Umea Primary School	Life skill in schools using Stay Alive Manual	Y	N	N	N	N	N	N	N	N	N	18	24	42	3	0	3	0	0	0			
131: Mukono	Nabaale	Nakiwaate C/U	Life skill in schools using Stay	Y	N	N	N	N	N	N	N	N	N	4	14	18	0	0	0	0	0	0			

District Name	Sub-County Name	Name of parish or institution <i>where people were reached</i>	Type of Activity (e.g. small group meetings, peer educ, etc)	Programme Focus under which Messages were Disseminated (Y/N)											Number of Individuals Reached with HIV Prevention Messages										T R A I N E D
															10-14			15-24			25+				
		Primary School	Alive Manual																						
132: Mukono	Nabaale	Nakiwaate Quoran School	Life skill in schools using Stay Alive Manual	Y	N	N	N	N	N	N	N	N	N	N	3	9	12	0	0	0	0	0	0	0	
133: Mukono	Nabaale	Nalubabwe Primary School	Life skill in schools using Stay Alive Manual	Y	N	N	N	N	N	N	N	N	N	N	24	17	41	3	1	4	0	0	0	0	
134: Mukono	Nagojje	Namagunga Mixed Primary School	Life skill in schools using Stay Alive Manual	Y	N	N	N	N	N	N	N	N	N	N	14	33	47	0	1	1	0	0	0	0	
135:Buvuma	Nairambi	Namakeba Public Primary School	Life skill in schools using Stay Alive Manual	Y	N	N	N	N	N	N	N	N	N	N	13	11	24	0	0	0	0	0	0	0	
136: Mukono	Kawolo	Namaliga Nsenya Primary School	Life skill in schools using Stay Alive Manual	Y	N	N	N	N	N	N	N	N	N	N	21	22	43	5	7	12	0	0	0	0	
137: Mukono	Ngogwe	Namaseke Public Primary School	Life skill in schools using Stay Alive Manual	Y	N	N	N	N	N	N	N	N	N	N	5	2	7	0	0	0	0	0	0	0	
138 : Mukono	Kyampisi	Namasumbi R/C Primary School	Life skill in schools using Stay Alive Manual	Y	N	N	N	N	N	N	N	N	N	N	98	85	183	0	1	1	0	0	0	0	
139:Mukono	Kyampisi	Namasumbi Church of Uganda	Life skill in schools using Stay Alive Manual	Y	N	N	N	N	N	N	N	N	N	N	16	17	33	0	0	0	0	0	0	0	
140: Mukono	Kyampisi	Namasumbi Islamic Primary School	Life skill in schools using Stay Alive Manual	Y	N	N	N	N	N	N	N	N	N	N	27	30	57	0	0	0	0	0	0	0	
141: Mukono	Kyampisi	Nambula Memorial P/S	Life skill in schools using Stay Alive Manual	Y	N	N	N	N	N	N	N	N	N	N	11	13	24	0	0	0	0	0	0	0	
142: Mukono	Nagojje	Namulaba Primary School	Life skill in schools using Stay Alive Manual	Y	N	N	N	N	N	N	N	N	N	N	18	34	52	3	0	3	0	0	0	0	
143: Buvuma	Nairambi	Namunyolo Primary School	Life skill in schools using Stay Alive Manual	Y	N	N	N	N	N	N	N	N	N	N	7	7	14	3	0	3	0	0	0	0	

District Name	Sub-County Name	Name of parish or institution <i>where people were reached</i>	Type of Activity (e.g. small group meetings, peer educ, etc)	Programme Focus under which Messages were Disseminated (Y/N)											Number of Individuals Reached with HIV Prevention Messages								T R A I N E D
															10-14			15-24		25+			
144: Buikwe	Kawolo	Nanseenya R/C Primary School	Life skill in schools using Stay Alive Manual	Y	N	N	N	N	N	N	N	N	N	23	22	45	0	0	0	0	0	0	
145: Mukono	Nabaale	Ndese S.D.A. Day & Boarding Primary School	Life skill in schools using Stay Alive Manual	Y	N	N	N	N	N	N	N	N	N	34	18	52	0	0	0	0	0	0	
146:Buvuma	Nairambi	Ndotwe Church Of God Primary School	Life skill in schools using Stay Alive Manual	Y	N	N	N	N	N	N	N	N	N	7	22	29	0	0	0	0	0	0	
147: Buvuma	Nairambi	New Hope Junior School	Life skill in schools using Stay Alive Manual	Y	N	N	N	N	N	N	N	N	N	23	20	43	0	0	0	0	0	0	
148 :Buikwe	Ngogwe	Ngogwe Baskerville Primary School	Life skill in schools using Stay Alive Manual	Y	N	N	N	N	N	N	N	N	N	8	15	23	1	0	1	0	0	0	
149: Buikwe	Nkokonjeru Town Council	Nkokonjeru Umea Primary School	Life skill in schools using Stay Alive Manual	Y	N	N	N	N	N	N	N	N	N	56	64	120	4	5	9	0	0	0	
150: Buikwe	Ngogwe	Nkombwe Primary School	Life skill in schools using Stay Alive Manual	Y	N	N	N	N	N	N	N	N	N	41	73	114	0	1	1	0	0	0	
151: Buikwe	Kawolo	Nnakusubiyaki Church Of Uganda Primary School	Life skill in schools using Stay Alive Manual	Y	N	N	N	N	N	N	N	N	N	6	5	11	0	0	0	0	0	0	
152: Mukono	Ntenjeru	Nsanja Primary School	Life skill in schools using Stay Alive Manual	Y	N	N	N	N	N	N	N	N	N	10	17	27	0	0	0	0	0	0	
153:Mukono	Nabaale	Nsubuga Memorial Primary School	Life skill in schools using Stay Alive Manual	Y	N	N	N	N	N	N	N	N	N	24	35	59	0	1	1	0	0	0	
154: Mukono	Ntenjeru	Ntenjeru Public School	Life skill in schools using Stay Alive Manual	Y	N	N	N	N	N	N	N	N	N	13	6	19	0	0	0	0	0	0	
155: Buikwe	Ngogwe	Nyemerwa Church	Life skill in schools using Stay	Y	N	N	N	N	N	N	N	N	N	6	6	12	0	0	0	0	0	0	

District Name	Sub-County Name	Name of parish or institution <i>where people were reached</i>	Type of Activity (e.g. small group meetings, peer educ, etc)	Programme Focus under which Messages were Disseminated (Y/N)											Number of Individuals Reached with HIV Prevention Messages										T R A I N E D
															10-14			15-24		25+					
		Of Uganda	Alive Manual																						
156:Buikwe	Kawolo	Prestone International College	Life skill in schools using Stay Alive Manual	Y	N	N	N	N	N	N	N	N	N	N	12	20	32	0	5	5	0	0	0		
157: Mukono	Nabaale	Royal Arrows Junior School	Life skill in schools using Stay Alive Manual	Y	N	N	N	N	N	N	N	N	N	N	15	9	24	0	0	0	0	0	0		
158: Buikwe	Kawolo	Sagazi C/U Primary School	Life skill in schools using Stay Alive Manual	Y	N	N	N	N	N	N	N	N	N	N	45	65	110	5	5	10	0	0	0		
159 : Mukono	Nagojje	Seya Primary School	Life skill in schools using Stay Alive Manual	Y	N	N	N	N	N	N	N	N	N	N	40	50	90	0	0	0	0	0	0		
160:Mukono	Kyampisi	Sitankya Primary School	Life skill in schools using Stay Alive Manual	Y	N	N	N	N	N	N	N	N	N	N	41	52	93	1	0	1	0	0	0		
161: Mukono	Nabaale	Sky Standard Primary School	Life skill in schools using Stay Alive Manual	Y	N	N	N	N	N	N	N	N	N	N	5	8	13	0	0	0	0	0	0		
162: Mukono	Nagojje	Ssezibwa Primary School	Life skill in schools using Stay Alive Manual	Y	N	N	N	N	N	N	N	N	N	N	18	21	39	0	0	0	0	0	0		
163 :Buikwe	Ssi	Ssi Church Of Uganda Primary School	Life skill in schools using Stay Alive Manual	Y	N	N	N	N	N	N	N	N	N	N	52	47	99	14	4	18	0	0	0		
164: Buikwe	Nkokonjeru Town Council	St. Alphonsus Demonstration School	Life skill in schools using Stay Alive Manual	Y	N	N	N	N	N	N	N	N	N	N	11	12	23	0	0	0	0	0	0		
165: Mukono	Ntenjeru	St. Andrew Kisoga Primary School	Life skill in schools using Stay Alive Manual	Y	N	N	N	N	N	N	N	N	N	N	70	81	151	0	0	0	0	0	0		
166:Buikwe	Ngogwe	St. Charles Lwanga Kalagala Primary School	Life skill in schools using Stay Alive Manual	Y	N	N	N	N	N	N	N	N	N	N	3	15	18	0	0	0	0	0	0		

District Name	Sub-County Name	Name of parish or institution <i>where people were reached</i>	Type of Activity (e.g. small group meetings, peer educ, etc)	Programme Focus under which Messages were Disseminated (Y/N)											Number of Individuals Reached with HIV Prevention Messages									T R A I N E D
															10-14			15-24		25+				
167: Buikwe	Ngogwe	St. Gyaviira Primary School	Life skill in schools using Stay Alive Manual	Y	N	N	N	N	N	N	N	N	N	33	82	115	1	4	5	0	0	0		
168: Buikwe	Ngogwe	St. Henry Kikakanya Primary School	Life skill in schools using Stay Alive Manual	Y	N	N	N	N	N	N	N	N	N	13	11	24	0	0	0	0	0	0		
169: Buikwe	Kawolo	St. Henrys Busabaga Primary School	Life skill in schools using Stay Alive Manual	Y	N	N	N	N	N	N	N	N	N	90	104	194	5	13	18	0	0	0		
170:Mukono	Nabbale	St. John Kaama Education Centre	Life skill in schools using Stay Alive Manual	Y	N	N	N	N	N	N	N	N	N	42	49	91	1	4	5	0	0	0		
171:Mukono	Ntenjeru	St. Josephs Ssozi Primary School	Life skill in schools using Stay Alive Manual	Y	N	N	N	N	N	N	N	N	N	54	56	110	5	1	6	0	0	0		
172: Mukono	Nabaale	St. Josephs Mixed Primary Schoool Naggalama	Life skill in schools using Stay Alive Manual	Y	N	N	N	N	N	N	N	N	N	12	13	25	0	0	0	0	0	0		
173: Mukono	Ntenjeru	St. Jude Primary School	Life skill in schools using Stay Alive Manual	Y	N	N	N	N	N	N	N	N	N	8	1	9	2	0	2	0	0	0		
174 :Buikwe	Ssi	St. Kaloli Lukka Primary School	Life skill in schools using Stay Alive Manual	Y	N	N	N	N	N	N	N	N	N	7	10	17	0	0	0	0	0	0		
175:Mukono	Ntenjeru	St. Kaloli Lwanga Kiyanja Primary School	Life skill in schools using Stay Alive Manual	Y	N	N	N	N	N	N	N	N	N	26	27	53	1	1	2	0	0	0		
176:Buikwe	Kawolo	St. Kizito Primary School Kawolo	Life skill in schools using Stay Alive Manual	Y	N	N	N	N	N	N	N	N	N	132	119	251	0	1	1	0	0	0		
177:Mukono	Nabaale	St. Kizito Primary School Kijjo	Life skill in schools using Stay Alive Manual	Y	N	N	N	N	N	N	N	N	N	12	9	21	0	0	0	0	0	0		
178:Mukono	Nagojje	St. Kizito Primary School Waggala	Life skill in schools using Stay Alive Manual	Y	N	N	N	N	N	N	N	N	N	12	11	23	0	0	0	0	0	0		

District Name	Sub-County Name	Name of parish or institution <i>where people were reached</i>	Type of Activity (e.g. small group meetings, peer educ, etc)	Programme Focus under which Messages were Disseminated (Y/N)												Number of Individuals Reached with HIV Prevention Messages								T R A I N E D
																10-14			15-24		25+			
179: Buikwe	Ngogwe	St. Paul Buwogole Primary School	Life skill in schools using Stay Alive Manual	Y	N	N	N	N	N	N	N	N	N	N	12	24	36	0	0	0	0	0	0	
180: Mukono	Kyampisi	St. Siriri Junior P/S	Life skill in schools using Stay Alive Manual	N	N	N	N	N	N	Y	N	N	N	N	12	6	18	0	0	0	0	0	0	
181: Buikwe	Nagojje	St. John Wasswa Primary School	Life skill in schools using Stay Alive Manual	N	N	N	N	N	N	Y	N	N	N	N	4	8	12	0	0	0	0	0	0	
182: Buvuma	Kawolo	Station Camp Primary School	Life skill in schools using Stay Alive Manual	N	N	N	N	N	N	Y	N	N	N	N	69	57	126	3	4	7	0	0	0	
183 : Mukono	Kyampisi	Top Care Kiwumu Primary School	Life skill in schools using Stay Alive Manual	N	N	N	N	N	N	Y	N	N	N	N	16	19	35	3	2	5	0	0	0	
184:Mukono	Nagojje	Tusuubira Primary School	Life skill in schools using Stay Alive Manual	N	N	N	N	N	N	Y	N	N	N	N	47	74	121	5	13	18	0	0	0	
185:Buikwe	Nagojje	Waggala Scoul Primary School	Life skill in schools using Stay Alive Manual	N	N	N	N	N	N	Y	N	N	N	N	33	34	67	1	2	3	0	0	0	
186:Buikwe	Kawolo	Bibbo	Community dialogue using MOH Peer educator Manual	N	N	N	Y	N	N	N	N	N	N	N	0	0	0	23	20	43	39	55	94	
187: Mukono	Ntenjeru	Bugoye	Community dialogue using MOH Peer educator Manual	N	N	N	Y	N	N	N	N	N	N	N	0	0	0	8	12	20	204	176	380	
188: Buikwe	Nkokonjeru Town Council	Bukasa	Community dialogue using MOH Peer educator Manual	N	N	N	Y	N	N	N	N	N	N	N	3	8	11	39	14	53	20	46	66	
189 : Mukono	Kyampisi	Bulijjo	Community dialogue using MOH Peer educator Manual	N	N	N	Y	N	N	N	N	N	N	N	9	5	14	24	8	32	23	61	84	
190: Mukono	Kyampisi	Kabembe	Community dialogue using MOH Peer educator Manual	N	N	N	Y	N	N	N	N	N	N	N	120	77	197	24	18	42	78	51	129	

District Name	Sub-County Name	Name of parish or institution where people were reached	Type of Activity (e.g. small group meetings, peer educ, etc)	Programme Focus under which Messages were Disseminated (Y/N)												Number of Individuals Reached with HIV Prevention Messages								T R A I N E D
																10-14			15-24		25+			
191: Buikwe	Kawolo	Luwayo	Community dialogue using MOH Peer educator Manual	N	N	N	Y	N	N	N	N	N	N	42	22	64	0	0	0	0	0	0		
192: Mukono	Kyampisi	Bamussuuta	Community dialogue using MOH Peer educator Manual	N	N	N	N	N	Y	N	N	N	N	0	0	0	18	22	40	37	55	92		
193: Buikwe	Ngogwe	Buikwe	Community dialogue using MOH Peer educator Manual	N	N	N	N	N	Y	N	N	N	N	0	0	0	0	0	0	14	9	23		
194: Buikwe	Ngogwe	Dungi	Community dialogue using MOH Peer educator Manual	N	N	N	N	N	Y	N	N	N	N	0	0	0	2	2	4	50	28	78		
195:Buikwe	Kawolo	Butinindi	Community dialogue using MOH Peer educator Manual	N	N	N	Y	N	N	N	N	N	N	0	0	0	6	0	6	6	0	6		
196: Mukono	Kyampisi	Ddundu	Community dialogue using MOH Peer educator Manual	N	N	N	Y	N	N	N	N	N	N	0	0	0	15	1	16	127	59	186		
197: Mukono	Ntenjeru	Kabanga	Community dialogue using MOH Peer educator Manual	N	N	N	Y	N	N	N	N	N	N	9	13	22	3	6	9	18	24	42		
198 : Buikwe	Kawolo	Kigenda	Community dialogue using MOH Peer educator Manual	N	N	N	Y	N	N	N	N	N	N	0	0	0	95	37	132	56	21	77		
199: Buikwe	Kawolo	Kikawula	Community dialogue using MOH Peer educator Manual	N	N	N	N	N	N	Y	N	N	N	0	0	0	1	1	2	4	6	10		
200: Buikwe	Ngogwe	Kikwayi	Community dialogue using MOH Peer educator Manual	N	N	N	N	N	N	Y	N	N	N	0	0	0	8	10	18	18	30	48		
201:Buikwe	Kawolo	Kiteza	Community dialogue using MOH Peer educator Manual	N	N	N	Y	N	N	N	N	N	N	0	0	0	16	9	25	51	38	89		
202:Mukono	Kyampisi	Kyabakadde	Community dialogue using MOH Peer educator Manual	N	N	N	Y	N	N	N	N	N	N	0	0	0	7	6	13	86	54	140		
203: Buikwe	Ngogwe	Lubongo	Community dialogue using	N	N	N	Y	N	N	N	N	N	N	0	0	0	11	5	16	12	7	19		

District Name	Sub-County Name	Name of parish or institution <i>where people were reached</i>	Type of Activity (e.g. small group meetings, peer educ, etc)	Programme Focus under which Messages were Disseminated (Y/N)											Number of Individuals Reached with HIV Prevention Messages									T R A I N E D
															10-14			15-24		25+				
			MOH Peer educator Manual																					
204: Buikwe	Kawolo	Luwayo	Community dialogue using MOH Peer educator Manual	N	N	N	Y	N	N	N	N	N	N	0	0	0	31	17	48	32	24	56		
205: Mukono	Nabbaale	Makukuba	Community dialogue using MOH Peer educator Manual	N	N	N	N	N	N	Y	N	N	N	0	0	0	13	2	15	32	37	69		
206 Mukono	Ntenjeru	Mpatta	Community dialogue using MOH Peer educator Manual	N	N	N	N	N	N	Y	N	N	N	0	0	0	39	17	56	142	101	243		
207:Mukono	Ntenjeru	Mpunge	Community dialogue using MOH Peer educator Manual	N	N	N	Y	N	N	N	N	N	N	0	0	0	0	0	0	3	3	6		
208:Buikwe	Nkokonjeru Town Council	Mulajje	Community dialogue using MOH Peer educator Manual	N	N	N	Y	N	N	N	N	N	N	0	0	0	46	51	97	57	123	180		
209:Mukono	Nabaale	Nabalanga	Community dialogue using MOH Peer educator Manual	N	N	N	Y	N	N	N	N	N	N	0	0	0	22	8	30	45	16	61		
210:Mukono	Nabaale	Naggalama	Community dialogue using MOH Peer educator Manual	N	N	N	Y	N	N	N	N	N	N	0	0	0	47	28	75	30	79	109		
211:Mukono	Nagojje	Naggojje	Community dialogue using MOH Peer educator Manual	N	N	N	N	N	N	Y	N	N	N	0	0	0	88	67	155	51	133	184		
212:Mukono	Nabbaale	Nakanyonyi	Community dialogue using MOH Peer educator Manual	N	N	N	N	N	N	Y	N	N	N	0	0	0	18	0	18	61	36	97		
213: Mukono	Nagojje	Nakibano	Community dialogue using MOH Peer educator Manual	N	N	N	Y	N	N	N	N	N	N	0	0	0	102	43	145	63	152	215		
214: Mukono	Nagojje	Namagunga	Community dialogue using MOH Peer educator Manual	N	N	N	Y	N	N	N	N	N	N	0	0	0	21	31	52	23	17	40		
215: Mukono	Nagojje	Namataba	Community dialogue using	N	N	N	Y	N	N	N	N	N	N	0	0	0	25	54	79	166	163	329		

District Name	Sub-County Name	Name of parish or institution where people were reached	Type of Activity (e.g. small group meetings, peer educ, etc)	Programme Focus under which Messages were Disseminated (Y/N)												Number of Individuals Reached with HIV Prevention Messages										T R A I N E D
																10-14			15-24			25+				
			MOH Peer educator Manual																							
216 : Buikwe	Ngogwe	Namulesa	Community dialogue using MOH Peer educator Manual	N	N	N	Y	N	N	N	N	N	N	0	0	0	8	8	16	25	18	43				
217: Buikwe	Ngogwe	Ndolwa	Community dialogue using MOH Peer educator Manual	N	N	N	N	N	N	Y	N	N	N	0	0	0	14	5	19	120	137	257				
218:Buikwe	Nkokonjeru Town Council	Nkokonjeru A	Community dialogue using MOH Peer educator Manual	N	N	N	N	N	N	Y	N	N	N	10	9	19	1	22	23	62	71	133				
219: Buikwe	Najjembe	Nsakya	Community dialogue using MOH Peer educator Manual	N	N	N	Y	N	N	N	N	N	N	0	0	0	0	0	0	12	0	12				
220:Mukono	Ntenjeru	Nsanja	Community dialogue using MOH Peer educator Manual	N	N	N	Y	N	N	N	N	N	N	0	0	0	0	6	6	12	26	38				
221:Mukono	Ntenjeru	Ntanzi	Community dialogue using MOH Peer educator Manual	N	N	N	Y	N	N	N	N	N	N	19	17	36	18	2	20	24	59	83				
222: Mukono	Kyampisi	Ntonto	Community dialogue using MOH Peer educator Manual	N	N	N	Y	N	N	N	N	N	N	0	0	0	59	6	65	99	74	173				
223:Buikwe	Kawolo	Sagazi	Community dialogue using MOH Peer educator Manual	N	N	N	N	N	N	Y	N	N	N	0	0	0	3	2	5	111	54	165				
224 :Mukono	Ntenjeru	Ssaayi	Community dialogue using MOH Peer educator Manual	N	N	N	N	N	N	Y	N	N	N	0	0	0	0	0	0	5	10	15				
225: Mukono	Nagojje	Waggala	Community dialogue using MOH Peer educator Manual	N	N	N	Y	N	N	N	N	N	N	0	0	0	39	24	63	59	130	189				
226:Mukono	Nabaale	Nabalanga	Home visits	N	N	N	Y	N	N	N	N	N	N	0	0	0	2	0	2	1	0	1				
227: Mukono	Nabaale	Naggalama	Home visits	N	N	N	Y	N	N	N	N	N	N	1	0	1	2	6	8	1	6	7				

District Name	Sub-County Name	Name of parish or institution <i>where people were reached</i>	Type of Activity (e.g. small group meetings, peer educ, etc)	Programme Focus under which Messages were Disseminated (Y/N)											Number of Individuals Reached with HIV Prevention Messages								T R A I N E D
															10-14			15-24		25+			
228:Buikwe	Nkokonjeru Town Council	Mulajje	Home visits	N	N	N	Y	N	N	N	N	N	N	0	0	0	1	1	2	10	22	32	
229:Mukono	Kyampisi	Dundu	Home visits	N	N	N	N	N	N	Y	N	N	N	0	0	0	0	2	2	0	7	7	
230:Buikwe	Ngogwe	Kikwayi	Home visits	N	N	N	N	N	N	Y	N	N	N	0	0	0	0	0	0	4	5	9	
231: Buikwe	Kawolo	Luwayo	Home visits	N	N	N	Y	N	N	N	N	N	N	5	2	7	1	3	4	0	0	0	
232:Mukono	Nabaale	Nabaale	Home visits	N	N	N	Y	N	N	N	N	N	N	0	1	1	0	1	1	3	2	5	
233:Buikwe	Kawolo	Namaliga	Home visits	N	N	N	N	N	N	Y	N	N	N	0	0	0	0	0	0	8	4	12	
234:Buikwe	Kawolo	Luwaayo	Out of school children-Open dialogues on HIV/AIDS education	N	N	N	N	N	N	Y	N	N	N	6	7	13	5	0	5	0	0	0	
235 Buikwe	Kawolo	Kigenda	Out of school children-Open dialogues on HIV/AIDS education	N	N	N	Y	N	N	N	N	N	N	8	1	9	16	0	16	0	0	0	
236:Mukono	Kyampisi	Ddungu	Out of school children-Open dialogues on HIV/AIDS education	N	N	N	Y	N	N	N	N	N	N	16	20	36	0	0	0	19	7	26	
237: Mukono	Nabbale	Nabalanga	Out of school children-Open dialogues on HIV/AIDS education	N	N	N	N	N	N	Y	N	N	N	0	0	0	2	0	2	0	0	0	
238:Buvuma	Nairambi	Buwanga	Out of school children-Open dialogues on HIV/AIDS education	N	N	N	N	N	N	Y	N	N	N	45	55	100	0	0	0	0	0	0	
239: Buvuma	Nairambi	Magyo	Out of school children-Open dialogues on HIV/AIDS	N	N	N	Y	N	N	N	N	N	N	10	21	31	0	0	0	0	0	0	

District Name	Sub-County Name	Name of parish or institution <i>where people were reached</i>	Type of Activity (e.g. small group meetings, peer educ, etc)	Programme Focus under which Messages were Disseminated (Y/N)											Number of Individuals Reached with HIV Prevention Messages									T R A I N E D
															10-14			15-24			25+			
			education																					
240:Mukono	Ntenjeru	Ssayi	Out of school children-Open dialogues on HIV/AIDS education	N	N	N	Y	N	N	N	N	N	N	6	9	15	0	0	0	0	0	0		
241:Mukono	Nabaale	Bamusuuta	Parent-child dialogues on HIV/AIDS information	N	N	N	Y	N	N	N	N	N	N	3	1	4	2	2	4	6	3	9		
242:Buikwe	Kawolo	Bibbo	Parent-child dialogues on HIV/AIDS information	N	N	N	Y	N	N	N	N	N	N	1	4	5	2	3	5	2	0	2		
243: Buikwe	Nkokonjeru Town Council	Bukasa	Parent-child dialogues on HIV/AIDS information	N	N	N	Y	N	N	N	N	N	N	2	1	3	4	1	5	3	1	4		
244:Buikwe	Ntenjeru	Kabanga	Parent-child dialogues on HIV/AIDS information	N	N	N	Y	N	N	N	N	N	N	12	7	19	6	4	10	5	9	14		
245:Mukono	Kawolo	Kigenda	Parent-child dialogues on HIV/AIDS information	N	N	N	Y	N	N	N	N	N	N	2	3	5	2	0	2	9	10	19		
246:Buikwe	Kawolo	Kiteza	Parent-child dialogues on HIV/AIDS information	N	N	N	Y	N	N	N	N	N	N	13	22	35	12	16	28	7	18	25		
247:Buikwe	Kyampisi	Kyabakadde	Parent-child dialogues on HIV/AIDS information	N	N	N	Y	N	N	N	N	N	N	27	30	57	0	0	0	25	23	48		
248: Buikwe	Ngogwe	Lubongo	Parent-child dialogues on HIV/AIDS information	N	N	N	Y	N	N	N	N	N	N	10	4	14	0	2	2	7	1	8		
249:Buikwe	Nairambi	Magyo	Parent-child dialogues on HIV/AIDS information	N	N	N	Y	N	N	N	N	N	N	29	11	40	8	16	24	23	17	40		
250:Mukono	Nabaale	Makukuba	Parent-child dialogues on HIV/AIDS information	N	N	N	Y	N	N	N	N	N	N	4	18	22	12	6	18	16	13	29		

District Name	Sub-County Name	Name of parish or institution where people were reached	Type of Activity (e.g. small group meetings, peer educ, etc)	Programme Focus under which Messages were Disseminated (Y/N)											Number of Individuals Reached with HIV Prevention Messages									Total Individuals Reached
															10-14			15-24			25+			
251:Buikwe	Ntenjeru	Mpatta	Parent-child dialogues on HIV/AIDS information	N	N	N	Y	N	N	N	N	N	N	2	2	4	3	1	4	4	5	9		
252:Buikwe	Nkokonjeru	Mulaje	Parent-child dialogues on HIV/AIDS information	N	N	N	Y	N	N	N	N	N	N	3	2	5	5	1	6	2	3	5		
253:Mukono	Nagojje	Nagojje	Parent-child dialogues on HIV/AIDS information	N	N	N	Y	N	N	N	N	N	N	19	12	31	2	5	7	21	42	63		
254:Mukono	Nagojje	Namagunga	Parent-child dialogues on HIV/AIDS information	N	N	N	Y	N	N	N	N	N	N	6	13	19	4	1	5	9	20	29		
255:Mukono	Nagojje	Namataba	Parent-child dialogues on HIV/AIDS information	N	N	N	Y	N	N	N	N	N	N	3	0	3	19	0	19	2	0	2		
256: Buikwe	Ngogwe	Ndolwa	Parent-child dialogues on HIV/AIDS information	N	N	N	Y	N	N	N	N	N	N	0	2	2	1	0	1	4	2	6		
257:Buikwe	Nkokonjeru	Nkokonjeru	Parent-child dialogues on HIV/AIDS information	N	N	N	Y	N	N	N	N	N	N	5	17	22	7	4	11	18	14	32		
258:Mukono	Ntenjeru	Ntanzi	Parent-child dialogues on HIV/AIDS information	N	N	N	Y	N	N	N	N	N	N	6	0	6	6	0	6	3	8	11		
259:Mukono	Kyampisi	Ntonto	Parent-child dialogues on HIV/AIDS information	N	N	N	Y	N	N	N	N	N	N	0	3	3	3	3	6	3	4	7		
260:Mukono	Nagojje	Waggala	Parent-child dialogues on HIV/AIDS information	N	N	N	Y	N	N	N	N	N	N	2	4	6	35	18	53	7	0	7		
261:Buikwe	Kawolo	Nakazadde	Teacher to Teacher dialogues on HIV/AIDS information	N	N	N	Y	N	N	N	N	N	N	0	0	0	0	0	0	8	12	20		
262:Buvuma	Nairambi	Magyo	Teacher to Teacher dialogues on HIV/AIDS information	N	N	N	Y	N	N	N	N	N	N	0	0	0	1	7	8	12	4	16		
263:Mukono	nagojje	kyajja	HCT -HIV/AIDS education	N	N	N	Y	N	N	N	N	N	N			27			17			37		

District Name	Sub-County Name	Name of parish or institution <i>where people were reached</i>	Type of Activity (e.g. small group meetings, peer educ, etc)	Programme Focus under which Messages were Disseminated (Y/N)											Number of Individuals Reached with HIV Prevention Messages										T R A I N E D
															10-14			15-24			25+				
															6	21		4	13		15	22			
264:Mukono	nagojje	Nakibano	HCT -HIV/AIDS education	N	N	N	Y	N	N	N	N	N	N	N	6	6	12	5	6	11	15	14	29		
265:Mukono	Nagojje	Waggala	HCT	N	N	N	Y	N	N	N	N	N	N	N	20	18	38	14	9	23	20	20	40		
266:Mukono	Njeru	Njeru	HCT	N	N	N	Y	N	N	N	N	N	N	N	0	3	3	8	9	17	14	26	40		
267:Mukono	Ntunda	Ntunda	HCT -HIV/AIDS education	N	N	N	Y	N	N	N	N	N	N	N	0	3	3	7	5	12	30	24	54		
															5,571	6,579	12,150	1012	2,469	2,414	2,559	4,973	19,592		

TABLE 3: MESSAGES DISSEMINATED TO MOST AT RISK POPULATIONS (MARPS) CSW, Truck drivers, Fisher-folks, Incarcerated populations
(Prison, Remand Homes), Uniformed Service Groups, Street Children)

Messages Disseminated	Number Of Service Outlets (Parishes + Institutions)	Specify MARP Type (e.g. CSW, Fisher - folks, etc)	Number of individual MARPS reached with HIV Prevention messages									Planned Target	Actual achieved Actual achieved (Add totals 1, 2& 3)
			10-14			15-24			25+				
			Male	Female	Total (1)	Male	Female	Total (2)	Male	Female	Total (3)		
Abstinence only													
Be faithful only													
Condom Use only													
Abstinence & Be faithful													
Abstinence & Condom Use													
Be faithful and Condom Use													
Integrated ABC	13	Fisher Folks, CSW	79	109	188	211	320	531	595	631	1226	1000	1945
HCT													
PMTCT													
Sexual & Reproductive Health (FP/STI)													
Other Prevention													
TOTAL REACHED			79	109	188	211	320	531	595	631	1226	1000	1945
GRAND TOTAL (Add total 1, 2 and 3)			1945										

TABLE 4: LOCATION WHERE THE MOST AT RISK POPULATIONS (*IN TABLE 3 ABOVE*) WERE REACHED WITH HIV PREVENTION MESSAGES

District Name	Sub-County Name	Name of parish or institution where people were reached	MARP Type (e.g. CSW, Fisher, truck drivers, etc) only indicate one MARP type per parish	Programme focus under which messages were disseminated (Y/N)											Number of Individuals reached with HIV Prevention Messages									No. of Service Providers Trained
															10-14			15-24			25+			
				A	B	C	A&B	A&C	B&C	ABC	HCT	PMTCT	FP /STI	SMC	M	F	T	M	F	T	M	F	T	
1: Buvuma	Nairambi	Busamuzi	Community dialogue using MOH Peer educator Manual	N	N	N	N	N	N	Y	N	N	N	N	0	0	0	0	0	0	10	11	21	
2: Buvuma	Nairambi	Buwanga	Community dialogue using MOH Peer educator Manual	N	N	N	N	N	N	Y	N	N	N	N	0	0	0	40	37	77	43	72	115	
3: Buvuma	Nairambi	Kitamiro Ward	Community dialogue using MOH Peer educator Manual	N	N	N	N	N	N	Y	N	N	N	N	0	0	0	15	13	28	0	0	0	
4: Buvuma	Nairambi	Magyo	Community dialogue using MOH Peer educator Manual	N	N	N	N	N	N	Y	N	N	N	N	0	0	0	36	52	88	14 2	16 2	304	
5: Buvuma	Nairambi	Tome Ward	Community dialogue using MOH Peer educator Manual	N	N	N	N	N	N	Y	N	N	N	N	10	10	20	29	42	71	57	34	91	
6: Buvuma	Nairambi	Warwanda Ward	Drama sessions giving HIV/AIDS information	N	N	N	N	N	N	Y	N	N	N	N	22	52	74	0	0	0	14	13	27	
7: Buvuma	Nairambi	Magyo	Drama sessions giving HIV/AIDS information	N	N	N	N	N	N	Y	N	N	N	N	4	0	4	9	10	19	18	21	39	
8: Buvuma	Nairambi	Busamuzi	HCT-HIV/AIDS information	N	N	N	N	N	N	Y	N	N	N	N	2	1	3	2	7	9	13	15	28	
9: Buvuma	Nairambi	Buwanga	HCT-HIV/AIDS information	N	N	N	N	N	N	Y	N	N	N	N	9	17	26	19	33	52	75	72	147	
10: Buvuma	Buvuma Town Council	Buyego	HCT-HIV/AIDS information	N	N	N	N	N	N	Y	N	N	N	N	0	0	0	2	6	8	18	10	28	

District Name	Sub-County Name	Name of parish or institution where people were reached	MARF Type (e.g. CSW, Fisher, truck drivers, etc) only indicate one MARF type per parish	Programme focus under which messages were disseminated (Y/N)											Number of Individuals reached with HIV Prevention Messages									No. of Service Providers Trained
															10-14	15-24	25+							
11: Buvuma	Nairambi	Lufu	HCT-HIV/AIDS information	N	N	N	N	N	N	Y	N	N	N	N	15	13	28	32	62	94	84	115	199	
12: Buvuma	Nairambi	Magyo	HCT-HIV/AIDS information	N	N	N	N	N	N	N	Y	N	Y	N	13	13	26	21	43	64	91	78	169	
13: Buvuma	Nairambi	Siriba	HCT-HIV/AIDS information	N	N	N	N	N	N	N	Y	N	Y	N	4	3	7	6	15	21	30	28	58	
GRAND TOTAL															79	109	188	211	320	531	595	631	1226	

TABLE 5: MESSAGES DISSEMINATED TO PEOPLE LIVING WITH HIV/AIDS (PHAS)

Messages Disseminated	Number Of Service Outlets <i>(Parishes + Institutions)</i>	Number of individual PHA reached with HIV Prevention messages									Planned Target	Actual achieved (Add totals 1, 2& 3)
		10-14			15-24			25+				
		Male	Female	Total (1)	Male	Female	Total (2)	Male	Female	Total (3)		
Abstinence only												
Be faithful only												
Condom Use only												
Abstinence & Be faithful												
Abstinence & Condom Use												
Be faithful and Condom Use												
Integrated ABC	1	0	0	0	0	0	0	3	2	5	10	5
HCT												
PMTCT												
Sexual & Reproductive Health (FP/STI)												
Other Prevention												
TOTAL REACHED												
GRAND TOTAL (Add total 1, 2 & 3)		5										5

TABLE 6 LOCATION WHERE PHAS (IN TABLE 5 ABOVE) WAS REACHED WITH HIV PREVENTION MESSAGES

District Name	Sub-County Name	Name of parish or institution <i>where people were reached</i>	Type of Activity (e.g. small group meetings, peer educ, etc)	Programme Focus under which Messages were Disseminated (Y/N)											Number of Individuals reached with HIV Prevention Messages									No. of Service Providers Trained
															10-14			15-24			25+			
				A	B	C	A&B	A&C	B&C	ABC	HCT	PMTCT	FP /STI	SMC	M	F	T	M	F	T	M	F	T	
1: Buikwe	Ngogwe	Ndolwa	Face to Face interactions	N	N	Y	N	N	N	Y	N	N	Y	N	0	0	0	0	0	0	3	2	5	
GRAND TOTAL															0	0	0	0	0	0	3	2	5	

TABLE 7: NUMBER OF SERVICE PROVIDERS TRAINED TO DISSEMINATE HIV PREVENTION MESSAGES

None

Focus of Training	Number of service providers trained		Total
	Male	Female	
Integrated ABC			
Abstinence only			
Be Faithful only			
Condom Use only			
HCT			
PMTCT			
Sexual Reproductive Health / FP			
Medical male circumcision			
Other (specify)			

7.7 REFERRALS AND LINKAGES

Working hand in hand with the sub-county Health centre 111 and IV teams, we were able to hold 6 outreaches reaching 798 male and female persons. Fig.6 shows the comparison of the ages and sex of the persons that accessed HCT services. 49 Females and 49 males aged 10-14 years, 135 females and 78 males aged 15-24 years, 256 females and 231 males aged above 25 years were able to access HCT services. In



HCT, SRH, Family planning and immunization services brought near the people of Galamo camp in Buvuma.



these outreaches too, SRH education was given and referral of the same to the attached Health centres was given. 48 ART

referrals were made and attached to Kitamiro Health Centre 4 in Buvuma Island. All the 48 male and female clients were immediately enrolled for septrin .De-worming tablets, routine immunization and family planning tablets were also given to the community.

As a strategy of ensuring a sustainable approach to community referrals, the Stay Alive Torch Bearers have been empowered and availed tools for handling referrals. This has really worked but the process of tracking these referrals from TB needs to be clearly streamlined.

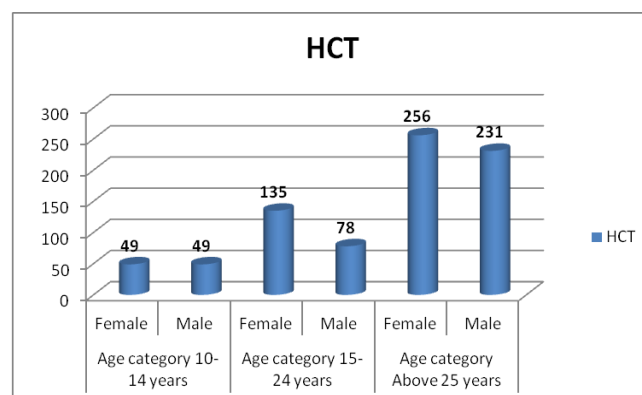


TABLE 8: NUMBER OF PEOPLE REFERRED OUT FOR OTHER SERVICES AND SERVICES RECEIVED

Number of people referred out for services	Services for referral	Number of people who received services as a result of referral
72	ART	72
5	TB SCREENING	7
4	CHILD ABUSE	4
1	MEDICAL MENINGITIS	1
Number of people circumcised (Safe Male Circumcision)		

TABLE 9: IEC MATERIALS DISTRIBUTED

Type of IEC materials distributed	Number of IEC materials distributed	Topic/theme
Net Balls	40	Mobilisation for out of school young girls
Stay Alive –HIV/AIDS PREVENTION PROGRAM Teachers Manuals-	117	Teachers' discussion guide in Life skill lessons on choices, responsibility, integrity, individual worthy and healthy relation-ships
Foot Balls	40	Mobilisation for out of school young boys
Stay Alive Visual Aids	200	8 Lessons pictures of 5 Modules of Stay Alive lessons to facilitate life skills lessons
Loud -Speakers	1	Mpatta- RTC –CSF-L 55 For Mobilization
Bicycles	33	Facilitate Parent Heads trainings in the community

TABLE 10: CONDOMS DISPENSED BY LOCATION

District	Sub-county	Parish	Number of condom service outlets by type				Number of condoms dispensed to the service outlets		Number of condoms distributed by the service outlets		
			Health Facility	Shops	Community based*	Hotels/bars	Total	Male Condoms	Female Condoms	M	F
Mukono	Nabbaale	Bamusuuta	0	0	2	0	2	900	0	742	0
Mukono	Kyampisi	Bamutakudde	0	0	2	0	2	600	0	632	0
Mukono	Ntenjeru	Bugoye	0	0	2	0	2	300	0	192	0
Mukono	Nkokonjeru T/C	Bukasa	0	0	2	0	2	300	0	257	0
Mukono	Kyampisi	Bulijjo	0	1	2	0	3	1,200	0	934	0
Mukono	Nkokonjeru T/C	Buyira	0	0	2	0	2	300	0	75	0
Mukono	Kyampisi	Ddundu	0	0	2	0	2	300	0	168	0
	Nairambi	Kabamba/Kadinindi	0	0	2	0	2	300		99	
	Ntenjeru	Kabanga	0	0	2	0	2	900		960	
	Nabbaale	Kabawala	0	0	2	0	2	600		646	

District	Sub-county	Parish	Number of condom service outlets by type				Number of condoms dispensed to the service outlets		Number of condoms distributed by the service outlets		
			Health Facility	Shops	Community based*	Hotels/bars	Total	Male Condoms	Female Condoms	M	F
	Kyampisi	Kabembe	0	0	2	0	2	1500		1534	
Mukono	Nabbaale	Kalaji Town	0	2	2	0	4	900		986	
Buvuma	Nairambi	Kasaali B camp	0	1	1	0	2	300	0	297	0
Buikwe	Kawolo	Kigenda	0	2	3	0	5	600	0	456	0
Buikwe	Nkokonjeru T/C	Kikwayi	0	1	2	0	3	100	0	6	0
Buikwe	Kawolo	Kiteza	0	1	4	1	6	600	0	575	0
Mukono	Kyampisi	Kyabakadde	0	0	2	0	2	900	0	810	0
Buikwe	Kawolo	Luwayo	0	0	3	0	3	900	0	701	0
Buvuma	Nairambi	Magyo	0	0	2	0	2	100	0	90	0
Mukono	Mpatta	Mpatta	0	0	3	0	3	600	0	622	0
Buikwe	Nkokonjeru T/C	Mulajje	0	0	3	0	3	900	0	636	0
Mukono	Nabbale	Nabalanga	0	0	2	0	2	600	0	380	0
Mukono	Nabbale	Nagalama	0	0	1	0	1	900	0	882	0
Buikwe	Nagojje	Nagojje	0	0	2	0	2	600	0	256	0
Mukono	Nabbale	Nakanyonyi	0	0	1	0	1	750	0	1176	0
Mukono	Nagojje	Namagunga	0	0	1	0	1	600	0	406	0
Buikwe	Ngogwe	Namulesa	0	0	1	0	1	900	0	751	0
Buikwe	Ngogwe	Ndolwa	0	0	1	0	1	300	0	181	0
Buvuma	Nairambi	Ndootwe Fishing Camp	0	0	1	0	1	600	0	539	0
Buikwe	Nkokonjeru T/C	Nkokonjeru	0	0	3	0	3	900	0	960	0
Mukono	Ntenjeru	Ntanzi	0	0	3	0	3	600	0	463	0
Mukono	Kyampisi	Ntonto	0	0	1	0	1	1200	0	1022	0
Buikwe	Kawolo	Ssagazi	0	0	3	0	3	1500	0	1304	0
Buvuma	Nairambi	Tome Ward	0	0	3	2	5	300	0	223	0
Mukono	Nagojje	Waggala	0	0	3	0	3	1500	0	1229	0
Totals			0	8	73	3	84	24,350	0	21,190	0

* Community based condom outlets excludes individual condom distributors

TABLE 11: MASS MEDIA

NOT APPLICABLE

Indicator	Number	Topic/Theme
Number of radio programmes aired		
Number of radio spots run		
Number of TV programmes aired		
Number of TV spots run		
Other (specify)		

TABLE 12: PMTCT

Indicator	Planned Target	Number served
Pregnant women and lactating mothers reached with ABC messages		
Pregnant women counseled		
Pregnant women counseled, tested for HIV and given results		
Male partners counseled		
Male partners counseled, tested and given results		
Pregnant women referred from the community to health facilities for ANC		
Pregnant women referred from the community to health facilities for delivery.		
Condoms distributed among pregnant mothers, lactating mothers and their partners		
Pregnant women referred for FP		
Mothers referred from the community to health facilities for PNC		
Mother baby pair followed up after delivery		

TABLE 13: HCT

See Excel form attached (**HCT results are left with the Government facilities at the Health centres**)

TABLE 14: HIV CARE

See Excel form attached

6.3 ANY OTHER CHALLENGES AND STRATEGIES USED TO ADDRESS THEM

This reporting quarter we experienced inflation issues in line with our budget lines. We have not been able to procure bicycles for the male and female parent heads. We are working with the Financial Management agency- Sam Keita- to address this issue this quarter.

6. RECOMMENDATIONS

In an effort to improve our project we shall basically look at strengthening and addressing critical gaps identified in our previous implementation. Specifically we shall address issues as below:-

- **Strengthening the our community resource linkages to village health facilities**

The Ministry of Health is working to strengthen Village Health committee at Village level. Reach The Children, Uganda needs to integrate their activities in these groups not only to ensure sustainability but smooth running and tracking of our TB and PH activities in the village. This will also strengthen our referral net-work.

- **Strengthening Teacher To Teacher Net-works:** - “The nation is because teachers have relaxed!”, this is a common phase whenever we hold teachers and parents community dialogue sessions. It is therefore very important that we give primary teachers voice and start conversations about child centred teaching and how teachers can manage their sexuality. Helping teachers manage HIV/AIDS positive children will go a long way in supporting these teachers manage HIV/AIDS prevention programs in their school. It is also important to note that the HIV/AIDS trends in this country keep changing and this information has no clear lines of reaching the most rural teacher. Since communities look at them as the “Masters of information,” it is important that they are constantly equipped with updates in trends of the disease.

Sustainability

Health and Educational bodies in Uganda have a basis of structures through which they perform their duties. From the onset, our project activities are implemented through existing health and school structures and integrated into routine activities. At all levels Political and Religious support is sought and members involved in the daily implementation of activities. It is expected that this involvement and integration will create ownership at different levels and ensure that activities continue even after the project has come to an end. We anticipate that this project will eventually serve to create demand for information among the communities that religious leaders will be obliged to meet. Involvement of community leaders in all sectors including vulnerable groups like those of Persons living with AIDS, children and women will ensure sustainability of the project because they are permanent community members in the community.

7. ACTIVITIES PLANNED FOR THE FOLLOWING QUARTER

CSF-HIV/AIDS PREVENTION –APPROVED WORK-PLAN – April –June 2012						
	2012			Expected Out-puts (quantify targets)	Responsible person	Amounts
Objective 1: To strengthen support networks for HIV/AIDS prevention among in and out of school children aged 10-14 years in 8 sub counties of Mukono, Buikwe and Buvuma Districts by the end of year 2012						
Activity 1.2 Teacher to Teacher co-ordinating sessions	X	X	X	250Teachers reached 25 Teacher to Teacher sessions.	District Education Offices, Centre co-ordinating Tutors Sub-county Zone Leaders RTC staff	3,150,000/=
Activity 1.3 HIV/AIDS education in participating schools.	x	X	x	175 schools participating in Stay Alive lessons 175 school Health clubs functional, Allowances Torch Berer 175 Debate/ Talk-shows/ Poems sessions in 175 schools 3750 in-schoolchildren aged 10-14 participating in stay Alive lessons.	Torch Bearers School Stay Alive Co-ordinators Centre Co-ordinating Tutors District Educational HIV/AIDS Focal person RTC Technical staff	17,340,000/=
Activity 1.4 IEC Materials for in-school Youth	x			200 Bronchures	Programs	0/=
Activity 1.5 HIV/AIDS education sessions for Out of school children.	x	X	x	Allowances 40 Parent Heads 1250 out of schoolchildren aged 10-14 participating in stay Alive lessons	Stay Alive Parish Parent Heads Child Protection committees RTC technical staff	7,130,000/=
Activity 1.6 IEC Materials for out of - school Youth	x			Trouphies	Programs	0/=
Activity 1.7 Sensitization of persons aged 25 years and above on HIV/AIDS prevention messages.		X	X	2700 persons 300 Fishermen sensitized in HIV/AIDS prevention	Torch Bearer, Parent Heads, Child Protection committees RTC staff	2,635,000/=
Activity 1.8 Sensitization of persons aged 25 years and above on behavioral change within a family setting to fully support themselves and their children in HIV/AIDS prevention.		X	X	2700 persons 300 Fishermen sensitized in Active Parenting .	Torch Bearer, Parent Heads, Child Protection committees RTC staff	4,635,000/=

Objective 2: To build strong HIV/AIDS prevention, care and treatment partnerships in 8 sub counties of Mukono, Buikwe and Buvuma districts by the end of year 2012						
Activity 2.1 Strategic Meetings	x	x		11 Meetings	DISTRICTS, SUBCOUNTY	0/=
Activity 2.3 Linkages to HCT/ Adolescent friendly services	X	X	X	250 persons mobilized to receive HCT SERVICES 40 children receive youth friendly adolescent services	AIC, Mild-May, Health centre 4, Hospital Out-reach	3,930,000/=
Activity 2.4 Partnerships review meetings		X	X	3 Partnerships made and MOU signed 6 meetings made	Sub-county Health centers, Mild-May, Straight Talk, PIASCY,	1,500,000/=
Activity 2.5 Referrals	X	X	X	25 cases referred and receive referred service	RTC staff, Child protection committees Torch Bearers Parent Heads	2,400,000/=
Activity 2.6 Routine technical support visits	X	X	X	12 visits made	RTC technical staff	3,030,000/=
Activity 3.0 Monitoring and Evaluation	X	X	X	6 visits made	M \$ E C.C.T	10,485,000/=
Program Management	X	X	X	Stationary , transport, telephone , utilities 7 persons	Program Management Salaries	35,781,750/=
						92,066,750/=

CHILDREN'S TESTIMONIES

Annex 1 and 2:

LUGAZI COMMUNITY PRIMARY SCHOOL.


NAME: NATUKUNDA JOAN.

CLASS: PRIMARY SIX.

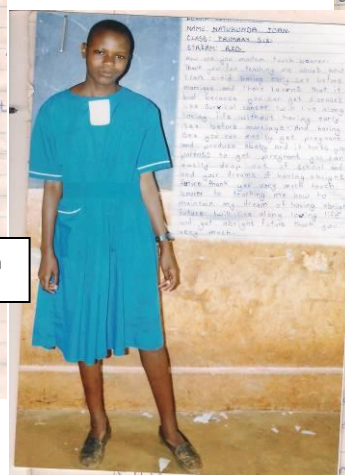
STREAM: RED.

How are you madam touch bearer.
Thank you for teaching me about how
I can avoid having early sex before
marriage and have learnt that it is
bad because you can get diseases
like surgical cancer I will live along
loving life without having early
sex before marriage. And having
sex you can easily get pregnant
and produce baby and it hurts your
parents to get pregnant you can
easily drop out of school and
end your dreams of having a bright
future thank you very much touch
bearer to teaching me how to
maintain my dream of having a bright
future. I will live along loving life
and get a bright future thank you
very much.

Natukunda Joan



Laban Muwanguzi



Muwanguzi
I am Laban am in P6 class.
LUGAZI COMMUNITY PRIMARY SCHOOL.
How are you these days touch bearer.
Ever since you began teaching my life has changed.
I want to thank you for the great work you have
done in me.
I even began making families at school but
never played sex with them even my friends
could send me to call for them girls but
they never played sex because they feared AIDS.
these days I can make good decision because
of your teaching I even wanted to play sex
at when am fearing AIDS even there is
a girl whom I loved so much but when you
taught us I feared and left her because she
wanted to take things far. You are
very good teacher. I will still leave along
living life. Thank you very much may
God bless you.
Mwanguzi Laban.

WHAT CHILDREN SAY?

Nze JOAN neyamwe bika kwagata namusanga yenna bulamu
a muzzande wange wabantu banga simba.

Pledge:

pledge

NIKA BORO Christine

Nze neyamwe obukusekeleka obulwade basilimu

ANGAPLA STALLA APOPIA

I choose to be a nurse by studying hard.

My name is Namirembe Irene I said I will not do anything
to hurt people I love.

Pledge MUKWAZA mukwaza Allan

I will do not play sex bacuse to avoid HIV

no you want to stay HIV AIDS disease
The choice not to have sex until you
married period

Am Jane I will Abstain from sex
to do not hurt people I love.

pledge

nze neyamwe obutagata mukiduna amanya gage ze namusake
Ritah ak sika ku senka nga nabasajja

BAYIGA JUSTINE
I WOULD LIKE TO BE A TEACHER
BY STUDYING HARD.

CHILDREN'S QUESTIONS

Kiki ekituka ku mulezi bwanwulika
nga Lunzibwaa akasolo

mukoko ekimukya tekegwika nage tekegwika
tutwo

Omelenzi wakamba akasolo komwala
kibaki

If you have small penis how can I do to become big
THANK YOU FOR YOUR ANSWER

omwano owoyaka ibingo abuyagasse nomwano owoyaka b
dola kitufu asabola okwala ssilimu

What is the use of Vaginal cream?

What happens if some body enjoy sex with one condom for two routes?

What is sex?

We si tagenda mu period bulimwazi
mbe la mu lwade.

Maddamu wabera nga kaweza myaka kumwamunana tofumbi
lwa.

Kwagata amusanika Buziki bwafuna

Madam bwabera ngawaga
a to so bora kwana HIV

Why do boys wet dream?

